

4348 m.


CryptoDATA MOTORRAD GRAND PRIX VON ÖSTERREICH

Race

MotoGP™

Classification after 28 laps = 121.744 km

29

Pos		Rider	Nation	Team	Motorcycle	Total Time	Km/h	Gap
1	25	1 Francesco BAGNAIA	ITA	Ducati Lenovo Team	DUCATI	42'23.315	172.3	
2	20	33 Brad BINDER	RSA	Red Bull KTM Factory Racing	KTM	42'28.506	171.9	5.191
3	16	72 Marco BEZZECCHI	ITA	Mooney VR46 Racing Team	DUCATI	42'31.023	171.8	7.708
4	13	10 Luca MARINI	ITA	Mooney VR46 Racing Team	DUCATI	42'33.658	171.6	10.343
5	11	73 Alex MARQUEZ	SPA	Gresini Racing MotoGP	DUCATI	42'34.354	171.5	11.039
6	10	12 Maverick VIÑALES	SPA	Aprilia Racing	APRILIA	42'35.039	171.5	11.724
7	9	89 Jorge MARTIN	SPA	Prima Pramac Racing	DUCATI	42'36.232	171.4	12.917
8	8	20 Fabio QUARTARARO	FRA	Monster Energy Yamaha MotoGP	YAMAHA	42'42.824	171.0	19.509
9	7	41 Aleix ESPARGARO	SPA	Aprilia Racing	APRILIA	42'43.546	170.9	20.231
10	6	23 Enea BASTIANINI	ITA	Ducati Lenovo Team	DUCATI	42'44.044	170.9	20.729
11	5	21 Franco MORBIDELLI	ITA	Monster Energy Yamaha MotoGP	YAMAHA	42'44.842	170.8	21.527
12	4	93 Marc MARQUEZ	SPA	Repsol Honda Team	HONDA	42'46.342	170.7	23.027
13	3	5 Johann ZARCO	FRA	Prima Pramac Racing	DUCATI	42'47.574	170.6	24.259
14	2	37 Augusto FERNANDEZ	SPA	GASGAS Factory Racing Tech3	KTM	42'48.680	170.6	25.365
15	1	43 Jack MILLER	AUS	Red Bull KTM Factory Racing	KTM	42'48.790	170.6	25.475
16		44 Poi ESPARGARO	SPA	GASGAS Factory Racing Tech3	KTM	42'51.388	170.6	28.073
17		49 Fabio DI GIANNANTONIO	ITA	Gresini Racing MotoGP	DUCATI	42'52.313	170.3	28.998
18		30 Takaaki NAKAGAMI	JPN	LCR Honda IDEMITSU	HONDA	42'55.631	170.1	32.316
19		32 Lorenzo SAVADORI	ITA	Aprilia Racing	APRILIA	43'05.707	169.5	42.392
20		27 Iker LECUONA	SPA	LCR Honda CASTROL	HONDA	43'09.554	169.4	46.239
Not classified								
		25 Raul FERNANDEZ	SPA	CryptoDATA RNF MotoGP Team	APRILIA	42'06.426	167.2	1 lap
		36 Joan MIR	SPA	Repsol Honda Team	HONDA	18'21.140	170.5	16 laps
		88 Miguel OLIVEIRA	POR	CryptoDATA RNF MotoGP Team	APRILIA	9'29.901	164.7	22 laps

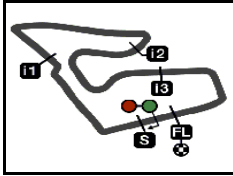
The results are provisional until the end of the limit for protest and appeals.

Time limit for protest expires 30' after publication of the results - Time:

These data/results cannot be reproduced, stored and/or transmitted in whole or in part by any manner of electronic, mechanical, photocopying, recording, broadcasting or otherwise now known or herein after developed without the previous express consent by the copyright owner, except for reproduction in daily press and regular printed publications on sale to the public within 60 days of the event related to those data/results and always provided that copyright symbol appears together as follows below.

© DORNA, 2023






4348 m.

CryptoDATA MOTORRAD GRAND PRIX VON ÖSTERREICH

Race

Classification after 28 laps = 121.744 km

29

Pos	 Rider	Nation	Team	Motorcycle	Total Time	Km/h	Gap
-----	---	--------	------	------------	------------	------	-----

Race condition: Dry

Air: 30°

Humidity: 36%

Ground: 33°

Pole Position:
Fastest Lap (New record):
Best Race Lap:
All Time Lap Record:

	Francesco BAGNAIA	1'28.539	176.7 Km/h
--	-------------------	----------	------------

Lap 3	Francesco BAGNAIA	1'29.840	174.2 Km/h
-------	-------------------	----------	------------

2022	Jorge MARTIN	1'29.854	174.2 Km/h
------	--------------	----------	------------

2023	Marco BEZZECCHI	1'28.533	176.8 Km/h
------	-----------------	----------	------------

13:35'30

14:00'00

14:02'18

14:03'48 Jorge MARTIN

14:04'13 -

14:07'41 Jorge MARTIN

14:11'47 Miguel OLIVEIRA

14:16'29 Lorenzo SAVADORI14:19'54 Jack MILLER

14:21'30 Joan MIR

14:24'00 Iker LECUONA14:24'26 Fabio DI GIANNANTONIO14:25'04 Raul FERNANDEZ14:30'46 Pol ESPARGARO14:34'36 Takaaki NAKAGAMI14:35'57 Maverick VIÑALES14:38'54 Francesco BAGNAIA14:41'09 Iker LECUONA14:42'38 Pol ESPARGARO

14:44'24 Raul FERNANDEZ

14:46'02 Iker LECUONA14:46'02 Pol ESPARGARO

SIGHTING LAP START

WARM UP LAP START

RACE START

long lap penaltyNo jump startslong lap penalty - COMPLETED

entered pits and retired

track limits warningtrack limits warning

crashed out - Rider OK

track limits warningtrack limits warningtrack limits warningtrack limits warningtrack limits warningtrack limits warningtrack limits warninglong lap penalty due to exceeding track limitlong lap penalty due to exceeding track limit

entered pits and retired

3 seconds penalty - insufficient time to complete long lap penalty3 seconds penalty - insufficient time to complete long lap penalty

The results are provisional until the end of the limit for protest and appeals.

Time limit for protest expires 30' after publication of the results - Time:

These data/results cannot be reproduced, stored and/or transmitted in whole or in part by any manner of electronic, mechanical, photocopying, recording, broadcasting or otherwise now known or herein after developed without the previous express consent by the copyright owner, except for reproduction in daily press and regular printed publications on sale to the public within 60 days of the event related to those data/results and always provided that copyright symbol appears together as follows below.

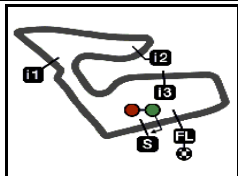
© DORNA, 2023

 Official MotoGP Timing by TISSOT
 www.motogp.com

Spielberg, Sunday, August 20, 2023

Page 2 of 2





4348 m.

CryptoDATA MOTORRAD GRAND PRIX VON ÖSTERREICH

MotoGP™

World Championship Classification

30

Rider	Points	Leader	Prev	POR	ARG	AME	SPA	FRA	ITA	GER	NED	GBR	AUT	CAT	RSM	IND	JPN	INA	AUS	THA	MAL	QAT	VAL	
1 BAGNAIA Francesco [ITA]	251			37 12 25	4 4 0	12 12 -	34 9 25	7 7 -	37 12 25	29 9 20	34 9 25	20 0 20	37 12 25											
2 MARTIN Jorge [SPA]	189	62	62	9 9 -	13 2 11	7 7 -	19 6 13	32 12 20	27 7 20	37 12 25	15 4 11	14 4 10	16 7 9											
3 BEZZECCHI Marco [ITA]	183	68	6	16 - 16	34 9 25	14 4 10	1 1 -	28 3 25	17 9 8	16 3 13	32 12 20	9 9 -	16 - 16											
4 BINDER Brad [RSA]	160	91	23	10 0 10	12 12 0	8 5 3	32 12 20	19 9 10	11 0 11	4 4 -	18 5 13	17 1 16	29 9 20											
5 ZARCO Johann [FRA]	125	126	35	15 2 13	20 0 20	9 0 9	2 2 -	20 4 16	22 6 16	21 5 16	0 0 -	13 6 7	3 - 3											
6 MARINI Luca [ITA]	120	131	5	- - -	15 7 8	23 3 20	10 0 10	6 6 -	18 5 13	17 6 11	9 0 9	9 0 9	13 - 13											
7 ESPARGARO Aleix [SPA]	117	134	3	11 4 7	1 - 1	6 6 -	11 - 11	13 2 11	12 2 10	1 1 0	22 6 16	30 5 25	10 3 7											
8 MILLER Jack [AUS]	96	155	21	15 6 9	10 0 10	1 1 -	23 7 16	- - -	13 4 9	17 7 10	0 0 -	11 3 8	6 5 1											
9 MARQUEZ Alex [SPA]	92	159	4	12 1 11	21 5 16	- - -	8 - 8	0 0 -	- - -	11 2 9	11 1 10	12 12 -	17 6 11											
10 VIÑALES Maverick [SPA]	86	165	6	25 5 20	7 3 4	13 0 13	3 3 -	1 1 -	4 0 4	- - -	3 3 -	18 7 11	12 2 10											
11 QUARTARARO Fabio [FRA]	73	178	13	8 0 8	10 1 9	16 0 16	6 0 6	9 - 9	5 0 5	3 0 3	7 7 -	1 0 1	8 0 8											
12 MORBIDELLI Franco [ITA]	65	186	8	2 0 2	19 6 13	8 0 8	5 0 5	6 0 6	6 0 6	4 0 4	7 0 7	2 0 2	6 1 5											

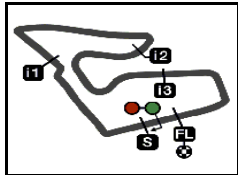
These data/results cannot be reproduced, stored and/or transmitted in whole or in part by any manner of electronic, mechanical, photocopying, recording, broadcasting or otherwise now known or herein after developed without the previous express consent by the copyright owner, except for reproduction in daily press and regular printed publications on sale to the public within 60 days of the event related to those data/results and always provided that copyright symbol appears together as follows below.
© DORNA, 2023

Official MotoGP Timing by TISSOT
www.motogp.com

Spielberg, Sunday, August 20, 2023

Page 1 of 4





4348 m.

CryptoDATA MOTORRAD GRAND PRIX VON ÖSTERREICH

MotoGP™

World Championship Classification

30

Rider	Points	Leader	Prev	POR	ARG	AME	SPA	FRA	ITA	GER	NED	GBR	AUT	CAT	RSM	IND	JPN	INA	AUS	THA	MAL	QAT	VAL
13 FERNANDEZ Augusto [SPA]	51	200	14	3 - 3	5 0 5	6 0 6	3 0 3	13 - 13	1 0 1	5 0 5	6 0 6	7 2 5	2 0 2										
14 RINS Alex [SPA]	47	204	4	6 0 6	7 0 7	34 9 25	0 0 -	0 0 -	- - -	- - -	- - -	- - -	- - -										
15 OLIVEIRA Miguel [POR]	40	211	7	3 3 -	- - -	13 2 11	5 5 -	- - -	0 0 -	6 0 6	0 0 -	13 0 13	- -										
16 DI GIANNANTONIO Fabio [ITA]	37	214	3	0 0 -	6 0 6	7 0 7	4 0 4	8 0 8	2 0 2	7 0 7	- - -	3 0 3	0 0 0										
17 NAKAGAMI Takaaki [JPN]	34	217	3	4 0 4	3 0 3	0 0 -	7 - 7	7 0 7	3 0 3	2 0 2	8 0 8	0 0 0	0 - 0										
18 BASTIANINI Enea [ITA]	24	227	10	- - -	- - -	- - -	- - -	- - -	8 1 7	8 0 8	2 2 -	0 0 -	6 0 6										
19 MARQUEZ Marc [SPA]	19	232	5	7 7 -	- - -	- - -	- - -	5 5 -	3 3 -	0 0 -	0 0 -	0 0 -	4 0 4										
20 FERNANDEZ Raul [SPA]	14	237	5	0 0 -	2 0 2	0 0 -	1 0 1	- - -	0 0 0	1 0 1	4 0 4	6 0 6	0 0										
21 PEDROSA Dani [SPA]	13	238	1	- - -	- - -	- - -	13 4 9	- - -	- - -	- - -	- - -	- - -	- - -										
22 SAVADORI Lorenzo [ITA]	9	242	4	- - -	- - -	- - -	- - -	4 0 4	0 0 0	- - -	5 0 5	- - -	0 - 0										
23 FOLGER Jonas [GER]	9	242	0	- - -	- - -	4 0 4	0 0 0	3 - 3	0 0 0	0 - 0	2 0 2	- - -	- -										
24 ESPARGARO Pol [SPA]	8	243	1	- - -	- - -	- - -	- - -	- - -	- - -	- - -	- - -	4 0 4	4 4 0										

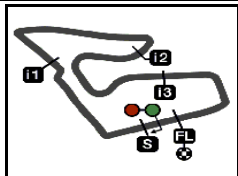
These data/results cannot be reproduced, stored and/or transmitted in whole or in part by any manner of electronic, mechanical, photocopying, recording, broadcasting or otherwise now known or herein after developed without the previous express consent by the copyright owner, except for reproduction in daily press and regular printed publications on sale to the public within 60 days of the event related to those data/results and always provided that copyright symbol appears together as follows below.
© DORNA, 2023

Official MotoGP Timing by 
www.motogp.com

Spielberg, Sunday, August 20, 2023

Page 2 of 4





4348 m.

CryptoDATA MOTORRAD GRAND PRIX VON ÖSTERREICH

MotoGP™

World Championship Classification

30

Rider	Points	Leader	Prev	POR	ARG	AME	SPA	FRA	ITA	GER	NED	GBR	AUT	CAT	RSM	IND	JPN	INA	AUS	THA	MAL	QAT	VAL	
25 PIRRO Michele [ITA]	5	246	3	-	-	5	-	-	0	-	-	-	-											
26 MIR Joan [SPA]	5	246	0	5	-	0	-	0	-	-	-	0	0											
27 PETRUCCI Danilo [ITA]	5	246	0	-	-	-	-	5	-	-	-	-	-											
28 BRADL Stefan [GER]	5	246	0	-	-	0	2	-	-	-	3	-	-											
29 LECUONA lker [SPA]	0	251	5	-	-	-	0	-	-	-	0	0	0											

These data/results cannot be reproduced, stored and/or transmitted in whole or in part by any manner of electronic, mechanical, photocopying, recording, broadcasting or otherwise now known or herein after developed without the previous express consent by the copyright owner, except for reproduction in daily press and regular printed publications on sale to the public within 60 days of the event related to those data/results and always provided that copyright symbol appears together as follows below.

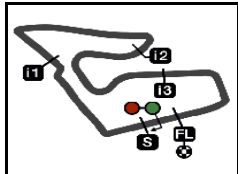
© DORNA, 2023

Official MotoGP Timing by 
www.motogp.com

Spielberg, Sunday, August 20, 2023

Page 3 of 4





4348 m.

CryptoDATA MOTORRAD GRAND PRIX VON ÖSTERREICH

MotoGP™

30

World Championship Classification

Constructor		Points	Leader	Previous	POR	ARG	AME	SPA	FRA	ITA	GER	NED	GBR	AUT	CAT	RSM	IND	JPN	INA	AUS	THA	MAL	QAT	VAL
1	DUCATI	354			37	34	32	34	37	37	37	37	32	37										
2	KTM	201	153	153	16	22	11	32	22	15	17	18	19	29										
3	APRILIA	166	188	35	25	7	19	16	13	12	7	22	32	13										
4	HONDA	93	261	73	13	7	34	7	12	6	2	8	-	4										
5	YAMAHA	93	261	0	8	19	16	6	9	6	4	14	2	9										

Team		Points	Leader	Previous	POR	ARG	AME	SPA	FRA	ITA	GER	NED	GBR	AUT	CAT	RSM	IND	JPN	INA	AUS	THA	MAL	QAT	VAL
1	PRIMA PRAMAC RACING	314			24	33	16	21	52	49	58	15	27	19										
2	MOONEY VR46 RACING TEAM	303	11	11	16	49	37	11	34	35	33	41	18	29										
3	DUCATI LENOVO TEAM	285	29	18	37	4	17	34	12	45	37	36	20	43										
4	RED BULL KTM FACTORY RACING	256	58	29	25	22	9	55	19	24	21	18	28	35										
5	APRILIA RACING	203	111	53	36	8	19	14	14	16	1	25	48	22										
6	MONSTER ENERGY YAMAHA MOTOGP	138	176	65	10	29	24	11	15	11	7	14	3	14										
7	GRESINI RACING MOTOGP	129	185	9	12	27	7	12	8	2	18	11	15	17										
8	LCR HONDA	84	230	45	10	10	34	7	7	3	2	11	-	-										
9	GASGAS FACTORY RACING TECH3	68	246	16	3	5	10	3	16	1	5	8	11	6										
10	CRYPTODATA RNF MOTOGP TEAM	58	256	10	3	2	13	6	4	-	7	4	19	-										
11	REPSOL HONDA TEAM	24	290	34	12	-	-	-	5	3	-	-	-	4										

These data/results cannot be reproduced, stored and/or transmitted in whole or in part by any manner of electronic, mechanical, photocopying, recording, broadcasting or otherwise now known or herein after developed without the previous express consent by the copyright owner, except for reproduction in daily press and regular printed publications on sale to the public within 60 days of the event related to those data/results and always provided that copyright symbol appears together as follows below.
© DORNA, 2023

Official MotoGP Timing by TISSOT
www.motogp.com

Spielberg, Sunday, August 20, 2023

Page 4 of 4

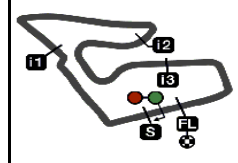


CryptoDATA MOTORRAD GRAND PRIX VON ÖSTERREICH

Race

Lap Chart

31



4348 m.

Pos	1	2	3	4	5	6	7	8	9	10	11	12	13	14	15	16	17	18	19	20	21	22	23
Grid	1	12	33	43	73	10	72	88	20	5	41	89	23	21	36	44	25	93	30	49	27	37	32



1	1	33	43	73	10	72	89	20	12	41	23	5	88	21	44	36	93	30	37	25	27	49	32
2	1	33	43	73	10	72	89	12	41	23	5	20	88	21	44	36	93	30	37	25	49	27	32
3	1	33	43	73	10	72	89	12	41	23	5	20	88	21	44	36	93	30	37	25	49	27	32
4	1	33	73	43	72	10	12	41	23	5	20	88	89	44	21	36	93	30	37	49	25	27	32
5	1	33	73	72	43	10	12	41	23	5	20	89	88	44	21	93	36	30	37	49	25	27	32
6	1	33	73	72	10	43	12	41	23	5	20	89	44	21	93	36	37	49	30	25	27	32	88
7	1	33	73	72	10	43	12	41	23	5	20	89	44	21	93	36	37	49	30	25	27	32	
8	1	33	73	72	10	43	12	41	23	5	20	89	21	44	93	36	37	49	30	25	27	32	
9	1	33	73	72	10	43	12	41	23	5	89	20	21	44	93	36	37	49	30	25	27	32	
10	1	33	73	72	10	43	12	41	23	5	89	20	21	93	44	36	37	49	30	25	27	32	
L	11	1	33	73	72	10	12	43	41	23	5	89	20	21	93	44	36	37	49	30	25	27	32
a	12	1	33	73	72	10	12	41	23	89	43	5	20	21	93	44	36	37	49	30	25	27	32
P	13	1	33	73	72	10	12	41	89	43	5	23	20	21	93	44	37	49	30	25	27	32	
S	14	1	33	73	72	10	12	89	41	23	43	20	5	21	93	44	37	49	30	25	27	32	
	15	1	33	73	72	10	12	89	41	23	43	20	5	21	93	44	37	49	30	25	27	32	
	16	1	33	73	72	10	12	89	41	23	20	43	5	21	93	44	37	49	30	25	27	32	
	17	1	33	73	72	10	12	89	41	23	20	43	5	21	93	44	37	49	30	25	27	32	
	18	1	33	73	72	10	12	89	41	23	20	43	21	5	93	44	37	49	30	25	27	32	
	19	1	33	73	72	10	12	89	41	23	20	43	21	93	5	44	37	49	30	25	27	32	
	20	1	33	73	72	10	12	89	41	20	23	43	21	93	5	44	37	49	30	25	27	32	
	21	1	33	73	72	10	12	89	41	20	23	43	21	93	5	44	37	49	30	25	27	32	
	22	1	33	72	73	10	12	89	41	20	23	21	93	43	5	44	37	49	30	25	27	32	
	23	1	33	72	73	10	12	89	41	20	23	21	93	43	5	44	37	49	30	25	27	32	
	24	1	33	72	73	10	12	89	41	20	23	21	93	43	5	44	37	49	30	25	27	32	
	25	1	33	72	73	10	12	89	41	20	23	21	93	43	5	44	37	49	30	25	27	32	
	26	1	33	72	10	73	12	89	41	20	23	21	93	43	5	44	37	49	30	25	27	32	
	27	1	33	72	10	73	12	89	41	20	23	21	93	43	5	44	37	49	30	27	32	25	
	28	1	33	72	10	73	12	89	20	41	23	21	93	5	44	37	43	49	30	32	27		

Winner Lapped rider

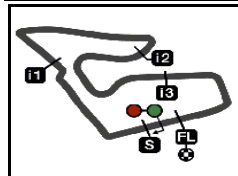
These data/results cannot be reproduced, stored and/or transmitted in whole or in part by any manner of electronic, mechanical, photocopying, recording, broadcasting or otherwise now known or herein after developed without the previous express consent by the copyright owner, except for reproduction in daily press and regular printed publications on sale to the public within 60 days of the event related to those data/results and always provided that copyright symbol appears together as follows below.

© DORNA, 2023

Official MotoGP Timing by TISSOT
www.motogp.com



Spielberg, Sunday, August 20, 2023




4348 m.

CryptoDATA MOTORRAD GRAND PRIX VON ÖSTERREICH

Race

Fastest Lap of Each Rider

32

	Rider	Nation	Team	Motorcycle	Time	Lap Total	Gap
1	1 Francesco BAGNAIA	ITA	Ducati Lenovo Team	DUCATI	1'29.840	3 28	
2	33 Brad BINDER	RSA	Red Bull KTM Factory Racing	KTM	1'29.992	3 28	0.152 0.152
3	72 Marco BEZZECCHI	ITA	Mooney VR46 Racing Team	DUCATI	1'30.022	7 28	0.182 0.030
4	41 Aleix ESPARGARO	SPA	Aprilia Racing	APRILIA	1'30.052	3 28	0.212 0.030
5	10 Luca MARINI	ITA	Mooney VR46 Racing Team	DUCATI	1'30.204	3 28	0.364 0.152
6	73 Alex MARQUEZ	SPA	Gresini Racing MotoGP	DUCATI	1'30.207	7 28	0.367 0.003
7	89 Jorge MARTIN	SPA	Prima Pramac Racing	DUCATI	1'30.316	10 28	0.476 0.109
8	23 Enea BASTIANINI	ITA	Ducati Lenovo Team	DUCATI	1'30.326	7 28	0.486 0.010
9	12 Maverick VIÑALES	SPA	Aprilia Racing	APRILIA	1'30.335	6 28	0.495 0.009
10	5 Johann ZARCO	FRA	Prima Pramac Racing	DUCATI	1'30.395	6 28	0.555 0.060
11	43 Jack MILLER	AUS	Red Bull KTM Factory Racing	KTM	1'30.406	3 28	0.566 0.011
12	20 Fabio QUARTARARO	FRA	Monster Energy Yamaha MotoGP	YAMAHA	1'30.557	5 28	0.717 0.151
13	37 Augusto FERNANDEZ	SPA	GASGAS Factory Racing Tech3	KTM	1'30.679	5 28	0.839 0.122
14	21 Franco MORBIDELLI	ITA	Monster Energy Yamaha MotoGP	YAMAHA	1'30.680	6 28	0.840 0.001
15	93 Marc MARQUEZ	SPA	Repsol Honda Team	HONDA	1'30.748	6 28	0.908 0.068
16	44 Po ESPARGARO	SPA	GASGAS Factory Racing Tech3	KTM	1'30.783	5 28	0.943 0.035
17	88 Miguel OLIVEIRA	POR	CryptoDATA RNF MotoGP Team	APRILIA	1'30.843	4 6	1.003 0.060
18	36 Joan MIR	SPA	Repsol Honda Team	HONDA	1'30.896	8 12	1.056 0.053
19	25 Raul FERNANDEZ	SPA	CryptoDATA RNF MotoGP Team	APRILIA	1'30.924	5 27	1.084 0.028
20	49 Fabio DI GIANNANTONIO	ITA	Gresini Racing MotoGP	DUCATI	1'30.966	8 28	1.126 0.042
21	30 Takaaki NAKAGAMI	JPN	LCR Honda IDEMITSU	HONDA	1'31.190	10 28	1.350 0.224
22	27 Iker LECUONA	SPA	LCR Honda CASTROL	HONDA	1'31.264	6 28	1.424 0.074
23	32 Lorenzo SAVADORI	ITA	Aprilia Racing	APRILIA	1'31.378	3 28	1.538 0.114

These data/results cannot be reproduced, stored and/or transmitted in whole or in part by any manner of electronic, mechanical, photocopying, recording, broadcasting or otherwise now known or herein after developed without the previous express consent by the copyright owner, except for reproduction in daily press and regular printed publications on sale to the public within 60 days of the event related to those data/results and always provided that copyright symbol appears together as follows below.

© DORNA, 2023

Official MotoGP Timing by TISSOT
www.motogp.com

Spielberg, Sunday, August 20, 2023



CryptoDATA MOTORRAD GRAND PRIX VON ÖSTERREICH

After the Race

Event Best Maximum Speed

33



Rider

Nation Team

Motorcycle

Km/h

Rider	Nation	Team	Motorcycle	Km/h	
33 Brad BINDER	RSA	Red Bull KTM Factory Racing	KTM	315.7	Free Practice Nr. 2
10 Luca MARINI	ITA	Mooney VR46 Racing Team	DUCATI	315.7	Race
72 Marco BEZZECCHI	ITA	Mooney VR46 Racing Team	DUCATI	315.7	Free Practice Nr. 2
21 Franco MORBIDELLI	ITA	Monster Energy Yamaha MotoGP	YAMAHA	315.7	Qualifying Nr. 1
23 Enea BASTIANINI	ITA	Ducati Lenovo Team	DUCATI	315.7	Warm Up
1 Francesco BAGNAIA	ITA	Ducati Lenovo Team	DUCATI	315.7	Practice
32 Lorenzo SAVADORI	ITA	Aprilia Racing	APRILIA	315.7	Practice
89 Jorge MARTIN	SPA	Prima Pramac Racing	DUCATI	314.4	Tissot Sprint
12 Maverick VIÑALES	SPA	Aprilia Racing	APRILIA	314.4	Qualifying Nr. 2
44 Po ESPARGARO	SPA	GASGAS Factory Racing Tech3	KTM	314.4	Tissot Sprint
41 Aleix ESPARGARO	SPA	Aprilia Racing	APRILIA	314.4	Tissot Sprint
20 Fabio QUARTARARO	FRA	Monster Energy Yamaha MotoGP	YAMAHA	313.0	Tissot Sprint
25 Raul FERNANDEZ	SPA	CryptoDATA RNF MotoGP Team	APRILIA	313.0	Tissot Sprint
27 Iker LECUONA	SPA	LCR Honda CASTROL	HONDA	313.0	Warm Up
30 Takaaki NAKAGAMI	JPN	LCR Honda IDEMITSU	HONDA	313.0	Qualifying Nr. 1
37 Augusto FERNANDEZ	SPA	GASGAS Factory Racing Tech3	KTM	313.0	Tissot Sprint
5 Johann ZARCO	FRA	Prima Pramac Racing	DUCATI	313.0	Race
73 Alex MARQUEZ	SPA	Gresini Racing MotoGP	DUCATI	313.0	Tissot Sprint
88 Miguel OLIVEIRA	POR	CryptoDATA RNF MotoGP Team	APRILIA	313.0	Qualifying Nr. 2
36 Joan MIR	SPA	Repsol Honda Team	HONDA	313.0	Tissot Sprint
93 Marc MARQUEZ	SPA	Repsol Honda Team	HONDA	311.6	Tissot Sprint
43 Jack MILLER	AUS	Red Bull KTM Factory Racing	KTM	311.6	Qualifying Nr. 2
49 Fabio DI GIANNANTONIO	ITA	Gresini Racing MotoGP	DUCATI	311.6	Tissot Sprint

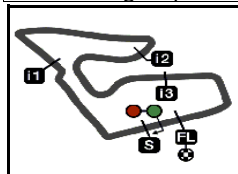
These data/results cannot be reproduced, stored and/or transmitted in whole or in part by any manner of electronic, mechanical, photocopying, recording, broadcasting or otherwise now known or herein after developed without the previous express consent by the copyright owner, except for reproduction in daily press and regular printed publications on sale to the public within 60 days of the event related to those data/results and always provided that copyright symbol appears together as follows below.

© DORNA, 2023

Official MotoGP Timing by TISSOT
www.motogp.com

Spielberg, Sunday, August 20, 2023





4348 m.

CryptoDATA MOTORRAD GRAND PRIX VON ÖSTERREICH

Race

Chronological Analysis of Performances

34

* Lap / Sector time cancelled

T1 Time from finish line to 1st intermediate

T3 Time from 2nd intermed. to 3rd intermed.

P Crossing the finish line in pit lane

T2 Time from 1st intermed. to 2nd intermed.

T4 Time from 3rd intermediate to finish line

**Tyre data subject to further updates

Lap	Lap Time	T1	T2	T3	T4	Speed	Lap	Lap Time	T1	T2	T3	T4	Speed			
1st	1	Francesco BAGNAIA		DUCATI		ITA	7	1'30.255	24.648	25.299	23.765	16.543	311.6			
		Ducati Lenovo Team					8	1'30.351	24.596	25.302	23.934	16.519	309.0			
		Runs=1	Total laps=28	Full laps=27	Valid laps=24		9	1'30.405	24.635	25.374	23.926	16.470	310.3			
Run #	1	Front Tyre	Slick-Hard	Rear Tyre	Slick-Medium											
			New Tyre		New Tyre		10	1'30.386	24.582	25.315	23.975	16.514	310.3			
1	1'33.604		27.695	25.319	24.171	16.419	132.5	11	1'30.599	24.671	25.392	24.011	16.525	311.6		
2	1'30.290	*	24.723*	25.120	24.022	16.425	309.0	12	1'30.455	24.536	25.307	24.045	16.567	311.6		
3	1'29.840		24.566	25.062	23.826	16.386	307.6	13	1'30.496	24.561	25.365	24.015	16.555	310.3		
4	1'30.229		24.650	25.187	23.979	16.413	307.6	14	1'30.746	24.518	25.367	24.227	16.634	310.3		
5	1'30.183		24.679	25.177	23.885	16.442	306.3	15	1'30.753	24.592	25.477	24.142	16.542	310.3		
6	1'30.240		24.703	25.120	23.948	16.469	306.3	16	1'30.653	24.697	25.333	24.080	16.543	310.3		
7	1'30.235		24.630	25.173	23.949	16.483	307.6	17	1'31.037	24.736	25.420	24.050	16.831	310.3		
8	1'30.244		24.573	25.205	23.973	16.493	306.3	18	1'31.157	24.747	25.473	24.188	16.749	310.3		
9	1'30.436		24.665	25.150	24.113	16.508	306.3	19	1'31.181	24.701	25.468	24.271	16.741	310.3		
10	1'30.184		24.579	25.107	23.953	16.545	306.3	20	1'31.291	24.726	25.506	24.297	16.762	309.0		
11	1'30.372		24.573	25.298	23.991	16.510	307.6	21	1'31.566	24.806	25.691	24.297	16.772	309.0		
12	1'30.365	*	24.579*	25.210	24.023	16.553	305.0	22	1'31.523	24.750	25.639	24.284	16.850	306.3		
13	1'30.437		24.610	25.225	24.051	16.551	307.6	23	1'31.776	24.978	25.594	24.358	16.846	306.3		
14	1'30.580		24.599	25.277	24.077	16.627	307.6	24	1'31.763	24.816	25.719	24.440	16.788	307.6		
15	1'30.632		24.617	25.318	24.196	16.501	307.6	25	1'31.574	24.820	25.497	24.392	16.865	306.3		
16	1'30.599		24.646	25.446	24.018	16.489	311.6	26	1'31.899	24.872	25.719	24.383	16.925	305.0		
17	1'30.525		24.648	25.327	23.975	16.575	309.0	27	1'31.865	24.847	25.698	24.383	16.937	305.0		
18	1'30.537		24.683	25.200	24.065	16.589	307.6	28	1'32.146	24.930	25.827	24.499	16.890	303.7		
19	1'30.736		24.639	25.362	24.129	16.606	309.0									
20	1'30.926		24.695	25.384	24.178	16.669	309.0	3rd	72	Marco BEZZECCHI		DUCATI	ITA			
21	1'30.957		24.667	25.373	24.187	16.730	309.0			Mooney VR46 Racing Team						
22	1'31.114		24.876	25.401	24.144	16.693	307.6			Runs=1	Total laps=28	Full laps=27	Valid laps=27			
23	1'31.197		24.778	25.433	24.199	16.787	307.6			Run #	1	Front Tyre	Slick-Hard	Rear Tyre	Slick-Medium	
24	1'31.426	*	24.810	25.568	24.240	16.808*	309.0						New Tyre		New Tyre	
25	1'31.615		24.849	25.571	24.361	16.834	306.3			1	1'35.184	28.987	25.701	23.845	16.651	149.3
26	1'31.558		24.812	25.628	24.303	16.815	307.6			2	1'30.427	24.960	25.277	23.705	16.485	310.3
27	1'31.791		24.881	25.680	24.346	16.884	306.3			3	1'30.182	24.789	25.365	23.575	16.453	314.4
28	1'32.463		25.030	25.648	24.532	17.253	306.3			4	1'30.427	24.925	25.348	23.647	16.507	313.0
										5	1'30.614	24.996	25.414	23.646	16.558	310.3
										6	1'30.067	24.794	25.175	23.661	16.437	311.6
										7	1'30.022	24.645	25.269	23.703	16.405	313.0
										8	1'30.262	24.709	25.293	23.754	16.506	311.6
										9	1'30.356	24.810	25.280	23.824	16.442	313.0
										10	1'30.649	24.809	25.420	23.855	16.565	311.6
										11	1'30.732	24.995	25.235	23.894	16.608	313.0
										12	1'30.363	24.605	25.384	23.850	16.524	313.0
										13	1'30.441	24.714	25.313	23.864	16.550	313.0
										14	1'30.789	24.842	25.387	23.946	16.614	311.6
										15	1'30.717	24.760	25.372	24.023	16.562	310.3
										16	1'31.736	25.538	25.627	23.961	16.610	313.0
										17	1'31.247	25.046	25.553	24.016	16.632	311.6

Fastest Lap: Francesco BAGNAIA Ducati Lenovo Team ITA **1'29.840** 24.566 25.062 23.826 16.386

These data/results cannot be reproduced, stored and/or transmitted in whole or in part by any manner of electronic, mechanical, photocopying, recording, broadcasting or otherwise now known or herein after developed without the previous express consent by the copyright owner, except for reproduction in daily press and regular printed publications on sale to the public within 60 days of the event related to those data/results and always provided that copyright symbol appears together as follows below.
© DORNA, 2023



Race

MotoGP

Lap	Lap Time	T1	T2	T3	T4	Speed	Lap	Lap Time	T1	T2	T3	T4	Speed
18	1'30.866	24.854	25.426	23.944	16.642	311.6	6	1'30.222	24.664	25.277	23.775	16.506	309.0
19	1'30.985	24.751	25.497	23.967	16.770	314.4	7	1'30.207	24.611	25.284	23.765	16.547	310.3
20	1'31.867	25.416	25.725	24.080	16.646	310.3	8	1'30.321	24.696	25.194	23.827	16.604	309.0
21	1'31.344	24.866	25.569	24.025	16.884	310.3	9	1'30.433	24.733	25.244	23.896	16.560	307.6
22	1'31.768	25.217	25.505	24.175	16.871	309.0	10	1'30.473	24.645	25.284	23.919	16.625	307.6
23	1'31.238	24.824	25.476	24.179	16.759	307.6	11	1'30.565	24.622	25.400	23.933	16.610	309.0
24	1'31.559	24.862	25.632	24.223	16.842	309.0	12	1'30.532	24.652	25.434	23.860	16.586	310.3
25	1'31.753	24.944	25.638	24.309	16.862	309.0	13	1'30.600	24.678	25.314	23.925	16.683	307.6
26	1'31.592	24.861	25.754	24.241	16.736	309.0	14	1'30.762	24.670	25.379	24.027	16.686	309.0
27	1'31.772	24.934	25.663	24.277	16.898	309.0	15	1'30.839	24.704	25.449	24.027	16.659	310.3
28	1'32.064	24.948	25.779	24.403	16.934	307.6	16	1'31.239	25.098	25.373	24.092	16.676	309.0

4th **10** **Luca MARINI** DUCATI ITA
Mooney VR46 Racing Team
Runs=1 Total laps=28 Full laps=27 Valid laps=26

Run #	1	Front Tyre	Slick-Hard	Rear Tyre	Slick-Medium	
		New Tyre		New Tyre		
1	1'34.892	28.595	25.888	23.853	16.556	147.2
2	1'30.558	24.941	25.354	23.805	16.458	311.6
3	1'30.204	24.761	25.312	23.611	16.520	311.6
4	1'30.734	24.755	25.494	23.792	16.693	310.3
5	1'30.788	24.989	25.485	23.701	16.613	314.4
6	1'30.551	24.869	25.266	23.855	16.561	315.7
7	1'30.325	24.726	25.292	23.838	16.469	310.3
8	1'30.388	24.722	25.240	23.885	16.541	310.3
9	1'30.722	24.805	25.317	24.094	16.506	310.3
10	1'30.580	24.718	25.379	23.933	16.550	310.3
11	1'30.488	24.718	25.218	23.980	16.572	311.6
12	1'30.533	24.723	25.267	23.967	16.576	311.6
13	1'30.902 *	24.913*	25.348	24.042	16.599	310.3
14	1'30.852	24.901	25.269	24.070	16.612	309.0
15	1'30.871	24.729	25.526	24.082	16.534	311.6
16	1'31.133	25.009	25.428	24.101	16.595	310.3
17	1'30.971	24.805	25.390	24.057	16.719	310.3
18	1'31.018	24.838	25.457	24.094	16.629	309.0
19	1'31.033	24.825	25.394	24.106	16.708	310.3
20	1'31.032	24.782	25.495	24.047	16.708	309.0
21	1'31.069	24.830	25.439	24.092	16.708	309.0
22	1'31.636	24.984	25.674	24.012	16.966	309.0
23	1'31.911	25.120	25.750	24.035	17.006	311.6
24	1'31.926	25.101	25.761	24.122	16.942	309.0
25	1'32.254	25.026	25.766	24.508	16.954	309.0
26	1'31.703	24.881	25.659	24.330	16.833	305.0
27	1'32.086	24.965	25.729	24.358	17.034	306.3
28	1'32.498	25.062	25.791	24.545	17.100	306.3

5th **73** **Alex MARQUEZ** DUCATI SPA
Gresini Racing MotoGP
Runs=1 Total laps=28 Full laps=27 Valid laps=27

Run #	1	Front Tyre	Slick-Hard	Rear Tyre	Slick-Medium	
		New Tyre		New Tyre		
1	1'34.814	28.665	25.708	23.919	16.522	139.5
2	1'30.400	24.742	25.425	23.695	16.538	309.0
3	1'30.255	24.682	25.367	23.669	16.537	309.0
4	1'30.491	24.734	25.282	23.744	16.731	310.3
5	1'30.222	24.640	25.282	23.750	16.550	309.0

6th **12** **Maverick VIÑALES** APRILIA SPA
Aprilia Racing
Runs=1 Total laps=28 Full laps=27 Valid laps=24

Run #	1	Front Tyre	Slick-Hard	Rear Tyre	Slick-Medium	
		New Tyre		New Tyre		
1	1'36.367	29.765	25.847	24.103	16.652	130.9
2	1'30.489	24.826	25.380	23.840	16.443	306.3
3	1'30.399	24.721	25.272	23.830	16.576	309.0
4	1'30.574	24.894	25.236	23.942	16.502	307.6
5	1'30.432	24.677	25.324	23.895	16.536	309.0
6	1'30.335	24.689	25.229	23.908	16.509	311.6
7	1'30.607	24.712	25.401	23.833	16.661	310.3
8	1'31.107	24.992	25.599	23.936	16.580	306.3
9	1'30.704	24.777	25.350	23.916	16.661	309.0
10	1'30.998 *	24.919	25.585	23.910*	16.584	307.6
11	1'30.515	24.584	25.322	24.017	16.592	309.0
12	1'30.613	24.605	25.298	24.116	16.594	309.0
13	1'30.814	24.731	25.379	24.118	16.586	309.0
14	1'30.708	24.671	25.328	24.099	16.610	307.6
15	1'30.893	24.655	25.431	24.165	16.642	310.3
16	1'31.071	24.831	25.460	24.168	16.612	307.6
17	1'30.880	24.701	25.455	24.117	16.607	310.3
18	1'31.043 *	24.688	25.541	24.205*	16.609	310.3
19	1'30.927	24.702	25.423	24.131	16.671	309.0
20	1'31.321	24.686	25.560	24.277	16.798	310.3
21	1'31.549	24.890	25.599	24.264	16.796	307.6
22	1'31.626 *	24.818	25.636	24.314*	16.858	307.6
23	1'31.818	24.862	25.641	24.410	16.905	306.3
24	1'31.562	24.764	25.649	24.367	16.782	307.6
25	1'31.719	24.862	25.718	24.352	16.787	307.6
26	1'31.996	24.942	25.805	24.364	16.885	306.3
27	1'31.856	24.948	25.673	24.379	16.856	305.0

Fastest Lap: Francesco BAGNAIA Ducati Lenovo Team ITA 1'29.840 24.566 25.062 23.826 16.386

These data/results cannot be reproduced, stored and/or transmitted in whole or in part by any manner of electronic, mechanical, photocopying, recording, broadcasting or otherwise now known or herein after developed without the previous express consent by the copyright owner, except for reproduction in daily press and regular printed publications on sale to the public within 60 days of the event related to those data/results and always provided that copyright symbol appears together as follows below.
© DORNA, 2023



Race

MotoGP

Lap	Lap Time	T1	T2	T3	T4	Speed	Lap	Lap Time	T1	T2	T3	T4	Speed
28	1'32.116	24.925	25.853	24.487	16.851	306.3	16	1'31.525	25.216	25.488	24.150	16.671	309.0
7th 89 Jorge MARTIN DUCATI SPA Prima Pramac Racing Runs=1 Total laps=28 Full laps=27 Valid laps=27							17	1'31.094	24.871	25.443	24.119	16.661	306.3
Run #	1	Front Tyre	Slick-Hard	Rear Tyre	Slick-Medium		18	1'31.185	24.862	25.484	24.120	16.719	306.3
			New Tyre		New Tyre		19	1'31.507	24.932	25.640	24.150	16.785	306.3
1	1'36.280	29.559	25.740	24.033	16.948	161.7	20	1'31.432	24.908	25.507	24.315	16.702	306.3
2	1'30.453	24.793	25.234	23.859	16.567	309.0	21	1'31.387	24.891	25.465	24.276	16.755	305.0
3	1'30.378	24.634	25.326	23.880	16.538	311.6	22	1'31.567	24.942	25.509	24.284	16.832	305.0
4	1'33.615	27.745	25.401	23.908	16.561	310.3	23	1'31.685	24.888	25.610	24.333	16.854	305.0
5	1'30.635	24.770	25.297	23.935	16.633	309.0	24	1'32.117	24.962	25.892	24.377	16.886	305.0
6	1'30.343	24.634	25.300	23.862	16.547	311.6	25	1'32.021	25.010	25.750	24.378	16.883	303.7
7	1'30.460	24.841	25.246	23.787	16.586	313.0	26	1'32.154	24.992	25.848	24.387	16.927	303.7
8	1'30.660	24.747	25.310	24.040	16.563	310.3	27	1'32.111	25.019	25.791	24.365	16.936	302.5
9	1'30.520	24.635	25.382	23.946	16.557	313.0	28	1'32.211	25.097	25.730	24.452	16.932	301.2

Run #	1	Front Tyre	Slick-Hard	Rear Tyre	Slick-Medium	
			New Tyre		New Tyre	
10	1'30.316	24.516	25.302	23.931	16.567	311.6
11	1'30.724	24.721	25.510	23.883	16.610	313.0
12	1'31.012	24.821	25.541	23.990	16.660	311.6
13	1'31.215	25.107	25.506	23.975	16.627	310.3
14	1'30.702	24.628	25.287	24.102	16.685	310.3
15	1'30.551	24.715	25.180	24.063	16.593	309.0
16	1'30.806	24.724	25.330	24.084	16.668	310.3
17	1'30.881	24.718	25.430	24.113	16.620	309.0
18	1'31.029	24.648	25.542	24.104	16.735	309.0
19	1'31.531	24.882	25.652	24.213	16.784	307.6
20	1'31.246	24.788	25.477	24.138	16.843	307.6
21	1'31.457	24.855	25.608	24.208	16.786	309.0
22	1'31.244	24.767	25.472	24.218	16.787	307.6
23	1'31.412	24.763	25.619	24.274	16.756	309.0
24	1'31.505	24.856	25.615	24.166	16.868	307.6
25	1'31.883	25.068	25.707	24.269	16.839	307.6
26	1'31.548	24.860	25.625	24.190	16.873	309.0
27	1'31.697	24.900	25.599	24.276	16.922	306.3
28	1'32.129	25.139	25.708	24.281	17.001	305.0

Run #	1	Front Tyre	Slick-Hard	Rear Tyre	Slick-Medium	
			New Tyre		New Tyre	
1	1'36.717	29.713	26.023	24.311	16.670	158.9
2	1'31.278 *	24.883	25.604	23.750	17.041*	310.3
3	1'30.052	24.723	25.213	23.561	16.555	306.3
4	1'30.286	24.799	25.274	23.632	16.581	309.0
5	1'30.250	24.682	25.321	23.627	16.620	310.3
6	1'30.465	24.835	25.359	23.702	16.569	310.3
7	1'30.688	24.810	25.363	23.791	16.724	310.3
8	1'30.841	24.883	25.559	23.797	16.602	310.3
9	1'30.778	24.930	25.463	23.802	16.583	307.6
10	1'30.883	24.867	25.522	23.819	16.675	310.3
11	1'31.136	25.230	25.442	23.747	16.717	309.0
12	1'30.835	24.766	25.528	23.850	16.691	309.0
13	1'30.998	24.889	25.525	23.934	16.650	307.6
14	1'32.340	24.986	26.497	24.200	16.657	307.6
15	1'31.087	24.950	25.570	23.925	16.642	310.3
16	1'31.173	24.901	25.640	23.981	16.651	309.0
17	1'31.441	25.001	25.731	23.997	16.712	307.6
18	1'31.348	24.892	25.765	24.007	16.684	307.6
19	1'31.551	25.047	25.706	23.965	16.833	306.3
20	1'31.802	25.042	25.784	24.121	16.855	305.0
21	1'31.948	25.006	25.999	24.138	16.805	305.0
22	1'31.689	25.000	25.768	24.164	16.757	305.0
23	1'31.962	25.075	25.737	24.175	16.975	305.0
24	1'31.985	24.989	25.834	24.262	16.900	306.3
25	1'32.507	25.225	25.991	24.316	16.975	303.7
26	1'32.118	25.058	25.881	24.208	16.971	303.7
27	1'32.095	24.978	25.881	24.260	16.976	302.5
28	1'33.293 *	25.968*	26.078	24.217	17.030	302.5

Run #	1	Front Tyre	Slick-Hard	Rear Tyre	Slick-Medium	
			New Tyre		New Tyre	
1	1'36.867	29.614	25.898	24.518	16.837	167.4
2	1'31.178	24.952	25.674	23.836	16.716	311.6
3	1'30.651	24.925	25.283	23.845	16.598	307.6

Fastest Lap: Francesco BAGNAIA Ducati Lenovo Team ITA **1'29.840** 24.566 25.062 23.826 16.386

These data/results cannot be reproduced, stored and/or transmitted in whole or in part by any manner of electronic, mechanical, photocopying, recording, broadcasting or otherwise now known or herein after developed without the previous express consent by the copyright owner, except for reproduction in daily press and regular printed publications on sale to the public within 60 days of the event related to those data/results and always provided that copyright symbol appears together as follows below.
© DORNA, 2023



Race

MotoGP

Lap	Lap Time	T1	T2	T3	T4	Speed	Lap	Lap Time	T1	T2	T3	T4	Speed	
4	1'30.763	24.799	25.281	23.874	16.809	314.4	26	1'31.933	24.957	25.828	24.264	16.884	306.3	
5	1'30.430	24.723	25.273	23.828	16.606	311.6	27	1'32.222	25.079	25.877	24.238	17.028	305.0	
6	1'30.375	24.771	25.259	23.756	16.589	313.0	28	1'32.422	25.025	25.945	24.397	17.055	303.7	
7	1'30.326	24.599	25.275	23.801	16.651	313.0	12th 93 Marc MARQUEZ						HONDA	SPA
8	1'30.651	24.792	25.332	23.886	16.641	311.6	Repsol Honda Team							
9	1'30.752	24.778	25.360	23.922	16.692	313.0	Runs=1 Total laps=28 Full laps=27 Valid laps=27							
10	1'30.901	24.842	25.512	23.888	16.659	311.6	Run #	1	Front Tyre	Slick-Hard	Rear Tyre	Slick-Soft		
11	1'30.798	24.741	25.475	23.879	16.703	313.0			New Tyre		New Tyre			
12	1'31.643	25.220	25.645	24.058	16.720	313.0	1	1'37.984	30.364	26.382	24.397	16.841	178.2	
13	1'32.288	25.140	26.433	24.009	16.706	311.6	2	1'31.716	25.100	25.843	24.026	16.747	302.5	
14	1'31.504	25.151	25.585	23.936	16.832	314.4	3	1'31.076	24.885	25.574	23.980	16.637	307.6	
15	1'31.211	24.790	25.515	24.166	16.740	313.0	4	1'31.211	24.937	25.603	24.020	16.651	306.3	
16	1'31.432	24.930	25.608	24.090	16.804	310.3	5	1'31.076	24.921	25.583	23.936	16.636	309.0	
17	1'31.226	24.857	25.430	24.167	16.772	311.6	6	1'30.748	24.756	25.461	23.886	16.645	309.0	
18	1'31.550	24.836	25.578	24.294	16.842	310.3	7	1'30.838	24.732	25.408	23.989	16.709	309.0	
19	1'31.436	24.888	25.557	24.161	16.830	309.0	8	1'31.154	24.793	25.556	24.048	16.757	307.6	
20	1'31.879	24.868	25.619	24.500	16.892	310.3	9	1'31.040	24.830	25.562	24.011	16.637	305.0	
21	1'31.951	24.947	25.764	24.152	17.088	311.6	10	1'31.224	24.867	25.612	24.029	16.716	309.0	
22	1'31.859	24.891	25.786	24.266	16.916	310.3	11	1'31.043	24.810	25.416	24.081	16.736	309.0	
23	1'31.750	24.849	25.685	24.268	16.948	310.3	12	1'30.752	24.573	25.393	24.087	16.699	307.6	
24	1'31.869	24.863	25.875	24.181	16.950	310.3	13	1'30.831	24.642	25.427	24.103	16.659	306.3	
25	1'31.884	24.840	25.869	24.248	16.927	307.6	14	1'30.881	24.603	25.500	24.078	16.700	309.0	
26	1'32.251	24.890	26.010	24.284	17.067	309.0	15	1'31.124	24.762	25.472	24.134	16.756	310.3	
27	1'32.131	24.878	25.872	24.360	17.021	306.3	16	1'31.202	24.788	25.524	24.183	16.707	307.6	
28	1'32.488	25.094	25.948	24.382	17.064	307.6	17	1'31.205	24.870	25.554	24.065	16.716	307.6	

11th 21	Franco MORBIDELLI	YAMAHA	ITA
Monster Energy Yamaha MotoGP			
Runs=1 Total laps=28 Full laps=27 Valid laps=26			

Run #	1	Front Tyre	Slick-Hard	Rear Tyre	Slick-Medium	
		New Tyre		New Tyre		
1	1'37.561	30.107	26.323	24.323	16.808	165.5
2	1'31.312	25.142	25.546	23.946	16.678	311.6
3	1'30.961	24.929	25.559	23.866	16.607	311.6
4	1'31.662	25.156	25.872	24.020	16.614	311.6
5	1'31.128 *	25.211*	25.471	23.870	16.576	307.6
6	1'30.680	24.869	25.340	23.874	16.597	309.0
7	1'31.032	24.888	25.420	24.057	16.667	307.6
8	1'31.127	24.942	25.404	24.111	16.670	306.3
9	1'30.875	24.775	25.385	24.116	16.599	305.0
10	1'30.935	24.765	25.482	24.015	16.673	306.3
11	1'30.919	24.769	25.363	24.044	16.743	307.6
12	1'30.884	24.721	25.406	24.093	16.664	307.6
13	1'30.806	24.813	25.325	24.044	16.624	305.0
14	1'31.103	24.811	25.535	24.084	16.673	306.3
15	1'30.775	24.801	25.424	23.965	16.585	310.3
16	1'31.254	24.916	25.561	24.009	16.768	311.6
17	1'31.779	25.269	25.648	24.058	16.804	309.0
18	1'31.453	25.068	25.541	24.113	16.731	305.0
19	1'31.531	24.979	25.597	24.054	16.901	307.6
20	1'31.655	25.152	25.655	24.086	16.762	309.0
21	1'31.476	24.920	25.686	24.062	16.808	309.0
22	1'32.200	25.434	25.698	24.267	16.801	311.6
23	1'31.691	24.948	25.668	24.253	16.822	302.5
24	1'31.746	25.040	25.708	24.175	16.823	305.0
25	1'31.720	24.908	25.778	24.191	16.843	303.7

13th 5	Johann ZARCO	DUCATI	FRA
Prima Pramac Racing			
Runs=1 Total laps=28 Full laps=27 Valid laps=26			

Run #	1	Front Tyre	Slick-Hard	Rear Tyre	Slick-Medium	
		New Tyre		New Tyre		
1	1'37.212	30.012	26.131	24.198	16.871	158.2
2	1'31.042	25.075	25.454	23.815	16.698	310.3
3	1'30.625	25.050	25.384	23.679	16.512	309.0
4	1'30.649	24.931	25.458	23.694	16.566	313.0
5	1'30.684	24.972	25.351	23.818	16.543	313.0
6	1'30.395	24.898	25.315	23.638	16.544	311.6
7	1'30.712	24.994	25.332	23.731	16.655	313.0
8	1'30.445	24.972	25.247	23.714	16.512	311.6
9	1'30.557	24.875	25.414	23.724	16.544	313.0
10	1'30.806	24.860	25.479	23.833	16.634	311.6
11	1'31.021	24.977	25.534	23.810	16.700	302.5
12	1'31.650	25.363	25.515	23.956	16.816	311.6
13	1'31.722	25.259	25.782	23.909	16.772	310.3

Fastest Lap:	Francesco BAGNAIA	Ducati Lenovo Team	ITA	1'29.840	24.566	25.062	23.826	16.386
---------------------	-------------------	--------------------	-----	-----------------	--------	--------	--------	--------

These data/results cannot be reproduced, stored and/or transmitted in whole or in part by any manner of electronic, mechanical, photocopying, recording, broadcasting or otherwise now known or herein after developed without the previous express consent by the copyright owner, except for reproduction in daily press and regular printed publications on sale to the public within 60 days of the event related to those data/results and always provided that copyright symbol appears together as follows below.
© DORNA, 2023



Race

MotoGP

Lap	Lap Time	T1	T2	T3	T4	Speed	Lap	Lap Time	T1	T2	T3	T4	Speed
14	1'32.065	25.723	25.654	23.942	16.746	307.6	2	1'30.547 *	24.817	25.309	23.832*	16.589	307.6
15	1'31.551	25.098	25.688	23.954	16.811	303.7	3	1'30.406	24.743	25.272	23.784	16.607	306.3
16	1'31.735	25.172	25.754	23.960	16.849	309.0	4	1'30.662	24.655	25.246	23.904	16.857	307.6
17	1'31.790	25.254	25.660	24.057	16.819	296.2	5	1'31.021	24.966	25.292	23.953	16.810	307.6
18	1'32.027	25.117	25.998	24.070	16.842	310.3	6	1'31.158 *	25.166*	25.394	23.904	16.694	310.3
19	1'32.555	25.637	25.953	24.132	16.833	302.5	7	1'30.754	24.865	25.368	23.845	16.676	306.3
20	1'32.206 *	25.227	25.743	24.076	17.160*	306.3	8	1'30.995	24.911	25.436	23.991	16.657	306.3
21	1'31.867	25.307	25.612	24.142	16.806	307.6	9	1'30.980	24.889	25.386	24.033	16.672	306.3
22	1'32.105	25.113	25.650	24.509	16.833	310.3	10	1'31.019	24.778	25.436	24.057	16.748	307.6
23	1'31.697	25.103	25.572	24.193	16.829	309.0	11	1'31.346	24.984	25.539	24.059	16.764	306.3
24	1'31.704	25.045	25.627	24.198	16.834	309.0	12	1'32.362 *	25.440*	25.636	24.444	16.842	305.0
25	1'31.715	25.012	25.653	24.196	16.854	309.0	13	1'31.715	25.105	25.710	24.168	16.732	309.0
26	1'31.991	25.185	25.753	24.204	16.849	303.7	14	1'31.888	24.964	25.682	24.151	17.091	307.6
27	1'32.493	25.190	25.832	24.374	17.097	303.7	15	1'31.394	24.906	25.613	24.125	16.750	307.6
28	1'32.553	25.418	25.917	24.321	16.897	307.6	16	1'32.003	25.380	25.705	24.128	16.790	309.0

14th 37 **Augusto FERNANDEZ** KTM SPA
GASGAS Factory Racing Tech3

Runs=1 Total laps=28 Full laps=27 Valid laps=26

Run #	1	Front Tyre	Slick-Hard	Rear Tyre	Slick-Medium	Speed
		New Tyre		New Tyre		
1	1'38.435	30.850	26.506	24.242	16.837	179.1
2	1'31.808	25.206	25.789	24.065	16.748	303.7
3	1'31.620	25.106	25.511	24.117	16.886	303.7
4	1'31.648	25.501	25.509	23.942	16.696	307.6
5	1'30.679	24.770	25.369	23.865	16.675	310.3
6	1'31.139	24.963	25.591	23.951	16.634	310.3
7	1'30.995	24.900	25.514	23.979	16.602	309.0
8	1'30.912	24.760	25.428	24.088	16.636	310.3
9	1'30.934	24.931	25.452	24.010	16.541	309.0
10	1'30.846	24.801	25.434	23.972	16.639	310.3
11	1'31.210	24.880	25.676	24.008	16.646	310.3
12	1'31.469	25.007	25.639	24.075	16.748	309.0
13	1'31.316	24.978	25.573	23.999	16.766	309.0
14	1'31.371	25.039	25.557	24.110	16.665	309.0
15	1'31.511	25.027	25.602	24.125	16.757	309.0
16	1'31.486	24.929	25.754	24.091	16.712	309.0
17	1'31.135	24.884	25.505	24.084	16.662	309.0
18	1'31.500	25.016	25.563	24.187	16.734	310.3
19	1'31.533	24.989	25.544	24.223	16.777	310.3
20	1'31.748	24.935	25.798	24.197	16.818	309.0
21	1'31.591	25.016	25.594	24.169	16.812	309.0
22	1'31.653	24.922	25.674	24.295	16.762	310.3
23	1'31.815	24.939	25.754	24.298	16.824	307.6
24	1'31.910	24.888	25.962	24.306	16.754	309.0
25	1'31.733	24.829	25.794	24.244	16.866	309.0
26	1'32.239 *	25.036*	26.019	24.296	16.888	309.0
27	1'31.826	24.932	25.766	24.284	16.844	307.6
28	1'32.618	25.099	25.942	24.421	17.156	307.6

15th 43 **Jack MILLER** KTM AUS
Red Bull KTM Factory Racing

Runs=1 Total laps=28 Full laps=27 Valid laps=24

Run #	1	Front Tyre	Slick-Hard	Rear Tyre	Slick-Medium	Speed
		New Tyre		New Tyre		
1	1'34.462	28.401	25.437	24.044	16.580	138.4

16th 44 **Poi ESPARGARO** KTM SPA
GASGAS Factory Racing Tech3

Runs=1 Total laps=28 Full laps=27 Valid laps=23

Run #	1	Front Tyre	Slick-Hard	Rear Tyre	Slick-Medium	Speed
		New Tyre		New Tyre		
1	1'37.683	30.228	26.312	24.326	16.817	171.8
2	1'31.634	25.143	25.603	24.091	16.797	309.0
3	1'30.949 *	24.959	25.446	23.913*	16.631	310.3
4	1'31.049	24.994	25.556	23.910	16.589	311.6
5	1'30.783	24.786	25.383	23.960	16.654	311.6
6	1'31.057	24.973	25.452	23.966	16.666	311.6
7	1'31.071	24.815	25.526	23.998	16.732	310.3
8	1'31.434	24.846	25.390	24.387	16.811	309.0
9	1'31.039	24.878	25.447	24.062	16.652	307.6
10	1'31.436	24.946	25.887	23.911	16.692	311.6
11	1'31.336	25.066	25.532	24.032	16.706	314.4
12	1'31.049	24.778	25.508	24.089	16.674	310.3
13	1'31.089	24.870	25.433	24.090	16.696	311.6
14	1'31.268	24.952	25.421	24.149	16.746	311.6
15	1'31.478	24.990	25.466	24.210	16.812	311.6
16	1'31.346	24.914	25.432	24.252	16.748	311.6
17	1'31.523 *	24.845	25.557	24.247*	16.874	310.3
18	1'31.405	24.870	25.474	24.269	16.792	309.0
19	1'31.595 *	25.019*	25.561	24.194	16.821	310.3
20	1'32.264 *	25.524	25.608	24.195*	16.937	311.6
21	1'31.517	24.899	25.562	24.210	16.846	310.3
22	1'31.875	24.959	25.775	24.259	16.882	309.0
23	1'31.735	24.951	25.676	24.167	16.941	310.3

Fastest Lap: Francesco BAGNAIA Ducati Lenovo Team ITA **1'29.840** 24.566 25.062 23.826 16.386

These data/results cannot be reproduced, stored and/or transmitted in whole or in part by any manner of electronic, mechanical, photocopying, recording, broadcasting or otherwise now known or herein after developed without the previous express consent by the copyright owner, except for reproduction in daily press and regular printed publications on sale to the public within 60 days of the event related to those data/results and always provided that copyright symbol appears together as follows below.
© DORNA, 2023



Race

MotoGP

Lap	Lap Time	T1	T2	T3	T4	Speed	Lap	Lap Time	T1	T2	T3	T4	Speed
24	1'31.825	24.899	25.730	24.273	16.923	310.3	12	1'31.253	24.916	25.562	24.132	16.643	307.6
25	1'31.906	24.939	25.722	24.307	16.938	309.0	13	1'31.356	24.826	25.656	24.198	16.676	306.3
26	1'31.898	24.923	25.739	24.236	17.000	306.3	14	1'31.642	25.150	25.602	24.194	16.696	307.6
27	1'32.384	25.073	25.886	24.324	17.101	306.3	15	1'31.428	24.886	25.625	24.232	16.685	307.6
28	1'32.760	25.113	26.044	24.334	17.269	306.3	16	1'31.471	24.942	25.594	24.234	16.701	306.3

17th 49 **Fabio DI GIANNANTONI** DUCATI ITA
Gresini Racing MotoGP

Runs=1 Total laps=28 Full laps=27 Valid laps=24

Run #	1	Front Tyre	Slick-Hard	Rear Tyre	Slick-Medium	Speed
		New Tyre		New Tyre		
1	1'38.950	31.624	26.195	24.219	16.912	176.4
2	1'31.793	25.335	25.862	23.868	16.728	305.0
3	1'31.274	25.100	25.548	23.775	16.851	306.3
4	1'31.680	25.320	25.995	23.794	16.571	310.3
5	1'30.711 *	24.863*	25.358	23.771	16.719	307.6
6	1'31.472	25.001	25.642	23.964	16.865	305.0
7	1'31.141 *	24.805	25.688	23.962*	16.686	307.6
8	1'30.966	24.881	25.460	23.996	16.629	306.3
9	1'31.262	24.883	25.619	24.082	16.678	306.3
10	1'31.016	24.861	25.448	24.002	16.705	306.3
11	1'31.049	24.815	25.548	23.983	16.703	307.6
12	1'31.005	24.786	25.457	24.022	16.740	306.3
13	1'31.491	24.972	25.664	24.090	16.765	306.3
14	1'31.399	24.890	25.650	24.090	16.769	306.3
15	1'31.425 *	24.976*	25.521	24.086	16.842	307.6
16	1'31.601	24.982	25.618	24.175	16.826	307.6
17	1'31.454	24.921	25.573	24.175	16.785	306.3
18	1'31.639	25.072	25.556	24.198	16.813	306.3
19	1'31.500	24.955	25.559	24.174	16.812	307.6
20	1'31.681	24.935	25.628	24.232	16.886	306.3
21	1'31.693	24.910	25.625	24.225	16.933	306.3
22	1'31.867	24.935	25.698	24.313	16.921	306.3
23	1'31.872	24.988	25.689	24.230	16.965	303.7
24	1'32.164	25.044	25.800	24.299	17.021	303.7
25	1'32.514	25.081	25.922	24.506	17.005	305.0
26	1'32.331	25.007	25.873	24.424	17.027	303.7
27	1'32.481	25.063	25.842	24.473	17.103	301.2
28	1'32.882	25.182	25.997	24.502	17.201	302.5

18th 30 **Takaaki NAKAGAMI** HONDA JPN
LCR Honda IDEMITSU

Runs=1 Total laps=28 Full laps=27 Valid laps=24

Run #	1	Front Tyre	Slick-Hard	Rear Tyre	Slick-Medium	Speed
		New Tyre		New Tyre		
1	1'38.234	30.342	26.634	24.475	16.783	180.4
2	1'31.778	25.216	25.666	24.237	16.659	301.2
3	1'31.470	25.124	25.653	24.142	16.551	303.7
4	1'31.273	24.954	25.522	24.163	16.634	309.0
5	1'31.360	24.978	25.597	24.119	16.666	307.6
6	1'31.821	24.853	25.864	24.162	16.942	310.3
7	1'31.550	25.006	25.769	24.121	16.654	300.0
8	1'31.265	24.940	25.547	24.145	16.633	307.6
9	1'31.464 *	25.078*	25.542	24.258	16.586	306.3
10	1'31.190	24.861	25.572	24.092	16.665	307.6
11	1'31.376	24.862	25.614	24.192	16.708	307.6

19th 32 **Lorenzo SAVADORI** APRILIA ITA
Aprilia Racing

Runs=1 Total laps=28 Full laps=27 Valid laps=23

Run #	1	Front Tyre	Slick-Hard	Rear Tyre	Slick-Medium	Speed
		New Tyre		New Tyre		
1	1'39.205	31.459	26.498	24.401	16.847	182.7
2	1'32.114	25.389	25.898	24.146	16.681	301.2
3	1'31.378	25.187	25.619	23.945	16.627	305.0
4	1'32.092	25.114	26.056	24.243	16.679	307.6
5	1'31.729 *	25.417	25.604	24.090	16.618*	303.7
6	1'31.654 *	25.136*	25.747	24.097	16.674	309.0
7	1'31.417	25.126	25.542	24.044	16.705	309.0
8	1'31.663 *	25.387*	25.557	24.109	16.610	307.6
9	1'31.499	25.037	25.689	24.128	16.645	307.6
10	1'31.303 *	24.995*	25.556	24.074	16.678	307.6
11	1'31.590	25.097	25.548	24.069	16.876	310.3
12	1'31.462	24.979	25.498	24.296	16.689	309.0
13	1'31.968	25.225	25.713	24.291	16.739	307.6
14	1'31.895	25.206	25.584	24.301	16.804	306.3
15	1'31.747	25.116	25.642	24.245	16.744	307.6
16	1'32.618	25.323	26.159	24.346	16.790	309.0
17	1'32.011	25.097	25.757	24.319	16.838	306.3
18	1'32.097	25.196	25.702	24.348	16.851	307.6
19	1'32.097	25.288	25.637	24.278	16.894	306.3
20	1'32.019	25.087	25.637	24.386	16.909	307.6
21	1'32.172	25.148	25.691	24.340	16.993	306.3
22	1'32.492	25.163	25.948	24.379	17.002	305.0
23	1'32.264	25.137	25.884	24.396	16.847	305.0
24	1'32.503	25.293	25.943	24.313	16.954	307.6
25	1'33.363	25.635	25.904	24.583	17.241	306.3
26	1'32.865	25.247	26.083	24.470	17.065	300.0
27	1'33.339	25.322	26.206	24.786	17.025	307.6
28	1'33.151	25.604	26.044	24.415	17.088	297.5

Fastest Lap: Francesco BAGNAIA Ducati Lenovo Team ITA **1'29.840** 24.566 25.062 23.826 16.386

These data/results cannot be reproduced, stored and/or transmitted in whole or in part by any manner of electronic, mechanical, photocopying, recording, broadcasting or otherwise now known or herein after developed without the previous express consent by the copyright owner, except for reproduction in daily press and regular printed publications on sale to the public within 60 days of the event related to those data/results and always provided that copyright symbol appears together as follows below.
© DORNA, 2023



Race

MotoGP

Lap	Lap Time	T1	T2	T3	T4	Speed	Lap	Lap Time	T1	T2	T3	T4	Speed	
20th	27	Iker LECUONA				HONDA	SPA	18	1'31.967	25.154	25.704	24.322	16.787	300.0
		LCR Honda CASTROL						19	1'31.813	25.044	25.684	24.264	16.821	301.2
		Runs=1	Total laps=28	Full laps=27	Valid laps=23		20	1'32.496	25.212	25.856	24.317	17.111	301.2	
Run #	1	Front Tyre	Slick-Hard	Rear Tyre	Slick-Medium									
			New Tyre		New Tyre									
1	1'38.820	30.719	26.738	24.470	16.893	183.6	21	1'32.176	25.213	25.671	24.396	16.896	300.0	
2	1'32.168	25.340	26.183	23.963	16.682	307.6	22	1'32.491	25.306	25.796	24.434	16.955	300.0	
3	1'31.557	25.137	25.712	23.963	16.745	300.0	23	1'32.476	25.229	25.849	24.415	16.983	300.0	
4	1'32.124	25.180	25.938	24.084	16.922	307.6	24	1'32.595	25.365	25.865	24.435	16.930	298.7	
5	1'31.364 *	25.049*	25.658	24.006	16.651	307.6	25	1'32.978	25.369	25.807	24.619	17.183	298.7	
6	1'31.264	24.961	25.518	24.141	16.644	307.6	26	1'33.191	25.431	25.974	24.633	17.153	296.2	
7	1'31.299	24.955	25.647	23.988	16.709	306.3	27	2'09.633 P	25.348			25.274	293.8	
8	1'31.298	24.869	25.616	24.117	16.696	306.3								
9	1'31.753	25.072	25.696	24.235	16.750	305.0								
10	1'31.501	25.014	25.686	24.072	16.729	307.6								
11	1'31.343	24.927	25.624	24.061	16.731	307.6								
12	1'31.436 *	24.860*	25.694	24.102	16.780	307.6								
13	1'31.807	25.004	25.866	24.196	16.741	305.0								
14	1'31.902 *	25.182*	25.668	24.297	16.755	306.3								
15	1'31.929	24.997	25.778	24.265	16.889	306.3								
16	1'32.011	25.067	25.792	24.285	16.867	305.0								
17	1'32.022	25.087	25.805	24.270	16.860	305.0								
18	1'31.970	25.029	25.809	24.255	16.877	305.0								
19	1'32.171	25.161	25.773	24.361	16.876	303.7								
20	1'32.205	25.052	25.861	24.403	16.889	305.0								
21	1'32.492	25.150	26.025	24.371	16.946	305.0								
22	1'32.490	25.074	25.921	24.487	17.008	303.7								
23	1'33.091 *	25.343*	26.116	24.590	17.042	303.7								
24	1'32.838	25.313	25.977	24.501	17.047	301.2								
J25	1'33.208	25.311	26.201	24.560	17.136	301.2								
J26	1'33.003	25.202	26.179	24.531	17.091	298.7								
J27	1'33.483	25.288	26.169	24.770	17.256	301.2								
J28	1'34.005	25.652	26.308	24.644	17.401	297.5								

Run #	1	Front Tyre	Slick-Hard	Rear Tyre	Slick-Medium								
			New Tyre		New Tyre								
1	1'37.872	30.692	26.145	24.202	16.833	161.0							
2	1'31.718	25.114	25.775	24.030	16.799	309.0							
3	1'31.027	24.882	25.530	23.987	16.628	307.6							
4	1'31.218	24.895	25.616	24.058	16.649	310.3							
5	1'31.485 *	25.286*	25.561	23.913	16.725	306.3							
6	1'31.230	24.873	25.679	23.977	16.701	309.0							
7	1'31.071	24.867	25.535	23.974	16.695	309.0							
8	1'30.896	24.747	25.421	24.036	16.692	307.6							
9	1'31.110	24.849	25.446	24.083	16.732	306.3							
10	1'31.032	24.731	25.601	23.979	16.721	307.6							
11	1'31.302	24.851	25.619	24.026	16.806	309.0							
12	1'31.179	24.822	25.532	24.082	16.743	309.0							
	unfinished	25.158				305.0							

Run #	1	Front Tyre	Slick-Hard	Rear Tyre	Slick-Medium								
			New Tyre		New Tyre								
1	1'37.392	29.945	26.170	24.163	17.114	148.4							
2	1'31.103	25.151	25.474	23.752	16.726	306.3							
3	1'31.037	25.170	25.537	23.732	16.598	306.3							
4	1'30.843	24.963	25.461	23.818	16.601	306.3							
5	1'31.097	24.887	25.730	23.833	16.647	306.3							
6	1'48.429 P	26.867	29.936	26.870	24.756	307.6							

Run #	1	Front Tyre	Slick-Hard	Rear Tyre	Slick-Medium								
			New Tyre		New Tyre								
1	1'38.698	30.934	26.705	24.160	16.899	173.4							
2	1'31.884	25.526	25.689	23.998	16.671	309.0							
3	1'31.332	25.132	25.414	23.881	16.905	307.6							
4	1'32.644	25.351	26.472	24.031	16.790	307.6							
5	1'30.924	25.043	25.263	23.927	16.691	306.3							
6	1'31.164	24.956	25.497	23.996	16.715	305.0							
7	1'31.352	25.072	25.585	23.993	16.702	305.0							
8	1'31.278	25.053	25.513	24.035	16.677	305.0							
9	1'32.076	25.094	26.154	24.233	16.595	305.0							
10	1'31.368 *	25.024*	25.691	24.050	16.603	303.7							
11	1'31.238	24.918	25.550	24.081	16.689	303.7							
12	1'31.421 *	25.060*	25.540	24.135	16.686	303.7							
13	1'31.680	25.052	25.806	24.121	16.701	301.2							
14	1'31.682	25.131	25.649	24.170	16.732	301.2							
15	1'31.621 *	25.126*	25.665	24.158	16.672	302.5							
16	1'32.169	25.410	25.723	24.212	16.824	303.7							
17	1'32.079 *	25.216	25.765	24.230*	16.868	301.2							

Run #	1	Front Tyre	Slick-Hard	Rear Tyre	Slick-Medium								
			New Tyre		New Tyre								
1	1'37.392	29.945	26.170	24.163	17.114	148.4							
2	1'31.103	25.151	25.474	23.752	16.726	306.3							
3	1'31.037	25.170	25.537	23.732	16.598	306.3							
4	1'30.843	24.963	25.461	23.818	16.601	306.3							
5	1'31.097	24.887	25.730	23.833	16.647	306.3							
6	1'48.429 P	26.867	29.936	26.870	24.756	307.6							

Fastest Lap: Francesco BAGNAIA Ducati Lenovo Team ITA **1'29.840** 24.566 25.062 23.826 16.386

These data/results cannot be reproduced, stored and/or transmitted in whole or in part by any manner of electronic, mechanical, photocopying, recording, broadcasting or otherwise now known or herein after developed without the previous express consent by the copyright owner, except for reproduction in daily press and regular printed publications on sale to the public within 60 days of the event related to those data/results and always provided that copyright symbol appears together as follows below.
© DORNA, 2023

Official MotoGP Timing by TISSOT
www.motogp.com

Spielberg, Sunday, August 20, 2023

Page 7 of 7

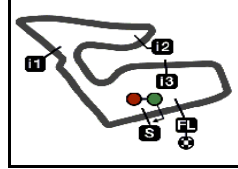


CryptoDATA MOTORRAD GRAND PRIX VON ÖSTERREICH

Race

Analysis by Lap

35



4348 m.

Num	Lap Time	Gap												
Lap 1			41	1'30.052	4.313	37	1'30.679	10.044	10	1'30.388	3.575	37	1'30.846	13.531
33	1'33.604		23	1'30.651	4.962	49	1'30.711	10.262	43	1'30.995	5.140	49	1'31.016	14.780
43	1'33.762	0.158	5	1'30.625	5.145	25	1'30.924	11.336	12	1'31.107	5.445	30	1'31.190	15.920
73	1'34.462	0.858	20	1'31.121	5.663	27	1'31.364	11.887	41	1'30.841	5.712	25	1'31.368	17.235
73	1'34.814	1.210	88	1'31.037	5.798	32	1'31.729	12.372	23	1'30.651	6.376	27	1'31.501	17.663
10	1'34.892	1.288	21	1'30.961	6.100	Lap 6			5	1'30.445	6.899	32	1'31.303	18.569
72	1'35.184	1.580	44	1'30.949	6.532	1	1'30.240		20	1'30.707	7.717	Lap 11		
89	1'36.280	2.676	36	1'31.027	6.883	33	1'30.249	0.243	89	1'30.660	7.959	1	1'30.372	
20	1'36.339	2.735	93	1'31.076	7.042	73	1'30.222	2.018	21	1'31.127	10.598	33	1'30.599	0.768
12	1'36.367	2.763	30	1'31.470	7.748	72	1'30.067	2.515	44	1'31.434	10.795	73	1'30.565	2.546
41	1'36.717	3.113	37	1'31.620	8.129	10	1'30.551	3.341	93	1'31.154	10.938	72	1'30.732	3.065
23	1'36.867	3.263	25	1'31.332	8.180	43	1'31.158	3.870	36	1'30.896	11.652	10	1'30.488	4.373
5	1'37.212	3.608	49	1'31.274	8.283	12	1'30.335	4.210	37	1'30.912	12.371	12	1'30.515	6.670
88	1'37.392	3.788	27	1'31.557	8.811	41	1'30.465	4.662	49	1'30.966	13.122	43	1'31.346	7.493
21	1'37.561	3.957	32	1'31.378	8.963	23	1'30.375	5.878	25	1'31.278	14.411	41	1'31.136	7.517
44	1'37.683	4.079	Lap 4			5	1'30.395	6.221	27	1'31.298	15.029	23	1'30.798	7.835
36	1'37.872	4.268	1	1'30.229		20	1'30.601	6.895	32	1'31.663	16.387	5	1'31.021	8.291
93	1'37.984	4.380	33	1'30.098	0.193	89	1'30.343	7.318	Lap 9			89	1'30.724	8.527
30	1'38.234	4.630	73	1'30.491	1.997	44	1'31.057	8.769	1	1'30.436		20	1'30.756	9.612
37	1'38.435	4.831	43	1'30.662	2.114	21	1'30.680	8.918	33	1'30.405	0.339	21	1'30.919	12.335
25	1'38.698	5.094	72	1'30.427	2.257	93	1'30.748	9.425	73	1'30.433	2.064	93	1'31.043	13.253
27	1'38.820	5.216	10	1'30.734	2.425	36	1'31.230	10.164	72	1'30.356	2.240	44	1'31.336	13.614
49	1'38.950	5.346	12	1'30.574	3.866	37	1'31.139	10.943	10	1'30.722	3.861	36	1'31.302	14.104
32	1'39.205	5.601	41	1'30.286	4.370	49	1'31.472	11.494	43	1'30.980	5.684	37	1'31.210	14.369
Lap 2			23	1'30.763	5.496	30	1'31.821	11.550	12	1'30.704	5.713	49	1'31.049	15.457
1	1'30.290		5	1'30.649	5.565	25	1'31.164	12.260	41	1'30.778	6.054	30	1'31.376	16.924
33	1'30.304	0.172	20	1'30.726	6.160	27	1'31.264	12.911	41	1'30.778	6.054	25	1'31.238	18.101
43	1'30.547	1.115	88	1'30.843	6.412	32	1'31.654	13.786	23	1'30.752	6.692	27	1'31.343	18.634
73	1'30.400	1.320	89	1'33.615	6.763	88	1'48.429	25.515	5	1'30.557	7.020	32	1'31.590	19.787
10	1'30.558	1.556	44	1'31.049	7.352	Lap 7			89	1'30.520	8.043	Lap 12		
72	1'30.427	1.717	21	1'31.662	7.533	1	1'30.235		21	1'31.201	8.482	1	1'30.365	
89	1'30.453	2.839	36	1'31.218	7.872	33	1'30.255	0.263	44	1'31.039	11.398	33	1'30.455	0.858
12	1'30.489	2.962	93	1'31.211	8.024	73	1'30.207	1.990	93	1'31.040	11.542	73	1'30.532	2.713
41	1'31.278	4.101	30	1'31.273	8.792	72	1'30.022	2.302	36	1'31.110	12.326	72	1'30.363	3.063
23	1'31.178	4.151	37	1'31.648	9.548	10	1'30.325	3.431	37	1'30.934	12.869	10	1'30.533	4.541
5	1'31.042	4.360	49	1'31.680	9.734	43	1'30.754	4.389	49	1'31.262	13.948	12	1'30.613	6.918
20	1'31.937	4.382	25	1'32.644	10.595	12	1'30.607	4.582	30	1'31.464	14.914	41	1'30.835	7.987
88	1'31.103	4.601	27	1'32.124	10.706	41	1'30.688	5.115	25	1'32.076	16.051	23	1'31.643	9.113
21	1'31.312	4.979	32	1'32.092	10.826	23	1'30.326	5.969	27	1'31.753	16.346	89	1'31.012	9.174
44	1'31.634	5.423	Lap 5			5	1'30.712	6.698	32	1'31.499	17.450	43	1'32.362	9.490
36	1'31.718	5.696	1	1'30.183		20	1'30.594	7.254	Lap 10			5	1'31.650	9.576
93	1'31.716	5.806	33	1'30.224	0.234	89	1'30.460	7.543	1	1'30.184		20	1'30.988	10.235
30	1'31.778	6.118	73	1'30.222	2.036	44	1'31.071	9.605	33	1'30.386	0.541	21	1'30.884	12.854
37	1'31.808	6.349	72	1'30.614	2.688	21	1'31.032	9.715	73	1'30.473	2.353	93	1'30.752	13.640
25	1'31.884	6.688	43	1'31.021	2.952	93	1'30.838	10.028	72	1'30.649	2.705	44	1'31.049	14.298
49	1'31.793	6.849	10	1'30.788	3.030	36	1'31.071	11.000	10	1'30.580	4.257	36	1'31.179	14.918
27	1'32.168	7.094	12	1'30.432	4.115	37	1'30.995	11.703	43	1'31.019	6.519	37	1'31.469	15.473
32	1'32.114	7.425	41	1'30.250	4.437	49	1'31.141	12.400	12	1'30.998	6.527	49	1'31.005	16.097
Lap 3			23	1'30.430	5.743	30	1'31.550	12.865	41	1'30.883	6.753	30	1'31.253	17.812
1	1'29.840		5	1'30.684	6.066	25	1'31.352	13.377	23	1'30.901	7.409	25	1'31.421	19.157
33	1'29.992	0.324	20	1'30.557	6.534	27	1'31.299	13.975	5	1'30.806	7.642	27	1'31.436	19.705
43	1'30.406	1.681	89	1'30.635	7.215	32	1'31.417	14.968	Lap 13			32	1'31.462	20.884
73	1'30.255	1.735	88	1'31.097	7.326	Lap 8			89	1'30.316	8.175	1	1'30.437	
10	1'30.204	1.920	44	1'30.783	7.952	1	1'30.244		20	1'30.930	9.228	33	1'30.496	0.917
72	1'30.182	2.059	21	1'31.128	8.478	33	1'30.351	0.370	21	1'30.935	11.788	73	1'30.600	2.876
89	1'30.378	3.377	93	1'31.076	8.917	73	1'30.321	2.067	93	1'31.224	12.582	72	1'30.441	3.067
12	1'30.399	3.521	36	1'31.485	9.174	72	1'30.262	2.320	44	1'31.436	12.650			
			30	1'31.360	9.969				36	1'31.032	13.174			

□ Lapped rider

These data/results cannot be reproduced, stored and/or transmitted in whole or in part by any manner of electronic, mechanical, photocopying, recording, broadcasting or otherwise now known or herein after developed without the previous express consent by the copyright owner, except for reproduction in daily press and regular printed publications on sale to the public within 60 days of the event related to those data/results and always provided that copyright symbol appears together as follows below.

© DORNA, 2023



Num	Lap Time	Gap	Num	Lap Time	Gap	Num	Lap Time	Gap	Num	Lap Time	Gap			
10	1'30.902	5.006	12	1'31.071	8.156	89	1'31.531	11.843	41	1'31.689	16.321			
11	1'30.814	7.295	89	1'30.806	10.200	41	1'31.551	13.879	20	1'31.567	17.260			
42	1'30.998	8.548	41	1'31.173	11.337	23	1'31.436	15.714	23	1'31.859	18.406			
89	1'31.215	9.952	23	1'31.432	13.300	20	1'31.507	15.871	21	1'32.200	19.843			
43	1'31.715	10.768	20	1'31.525	13.883	43	1'31.568	17.348	93	1'32.255	20.400			
5	1'31.722	10.861	43	1'32.003	14.242	21	1'31.531	17.509	43	1'33.382	20.921			
23	1'32.288	10.964	5	1'31.735	14.401	93	1'31.688	18.208	5	1'32.105	22.156			
20	1'31.590	11.388	21	1'31.254	14.544	5	1'32.555	18.975	44	1'31.875	22.615			
21	1'30.806	13.223	93	1'31.202	15.430	44	1'31.595	19.956	37	1'31.653	23.274			
93	1'30.831	14.034	44	1'31.346	17.231	37	1'31.533	21.279	49	1'31.867	24.804			
44	1'31.089	14.950	37	1'31.486	18.909	49	1'31.500	22.560	30	1'31.897	27.959			
37	1'31.316	16.352	49	1'31.601	19.765	30	1'31.936	25.238	25	1'32.491	32.288			
49	1'31.491	17.151	30	1'31.471	21.461	25	1'31.813	28.122	27	1'32.490	33.661			
30	1'31.356	18.731	25	1'32.169	24.061	27	1'32.171	29.471	32	1'32.492	34.957			
25	1'31.680	20.400	27	1'32.011	25.106	32	1'32.097	31.271						
27	1'31.807	21.075	32	1'32.618	26.864									
32	1'31.968	22.415												
Lap 14			Lap 17			Lap 20			Lap 23			Lap 26		
1	1'30.580		1	1'30.525		1	1'30.926		1	1'31.197		1	1'31.558	
33	1'30.746	1.083	33	1'31.037	1.770	33	1'31.291	3.200	33	1'31.776	4.797	33	1'31.899	5.434
73	1'30.762	3.058	73	1'31.088	4.468	73	1'31.779	6.612	72	1'31.238	7.821	72	1'31.592	8.126
72	1'30.789	3.276	72	1'31.247	5.220	72	1'31.867	6.739	73	1'31.892	8.636	10	1'31.703	10.013
10	1'30.852	5.278	10	1'30.971	6.497	10	1'31.032	7.381	10	1'31.911	8.729	73	1'32.249	10.532
12	1'30.708	7.423	12	1'30.880	8.511	12	1'31.321	9.603	12	1'31.818	11.328	12	1'31.996	12.006
89	1'30.702	10.074	89	1'30.881	10.556	89	1'31.246	12.163	89	1'31.412	13.008	89	1'31.548	13.345
41	1'32.340	10.308	41	1'31.441	12.253	41	1'31.802	14.755	41	1'31.962	17.086	41	1'32.118	19.097
23	1'31.504	11.888	23	1'31.226	14.001	20	1'31.432	16.377	20	1'31.685	17.748	20	1'32.154	19.441
43	1'31.888	12.076	20	1'31.094	14.452	23	1'31.879	16.667	23	1'31.750	18.959	23	1'32.251	20.364
20	1'31.335	12.143	43	1'31.532	15.249	43	1'31.609	18.031	21	1'31.691	20.337	21	1'31.933	21.137
5	1'32.065	12.346	5	1'31.790	15.666	21	1'31.655	18.238	93	1'31.450	20.653	93	1'32.049	21.786
21	1'31.103	13.746	21	1'31.779	15.798	5	1'32.206	20.255	5	1'31.697	22.656	43	1'32.171	23.310
93	1'30.881	14.335	93	1'31.205	16.110	44	1'32.264	21.294	44	1'31.735	23.153	5	1'31.991	23.467
44	1'31.268	15.638	44	1'31.523	18.229	37	1'31.748	22.101	37	1'31.815	23.892	44	1'31.898	24.183
37	1'31.371	17.143	37	1'31.135	19.519	49	1'31.681	23.315	49	1'31.872	25.479	37	1'32.239	25.175
49	1'31.399	17.970	49	1'31.454	20.694	30	1'31.963	26.275	30	1'31.929	28.691	49	1'32.331	27.889
30	1'31.642	19.793	30	1'31.835	22.771	25	1'32.496	29.692	25	1'32.476	33.567	30	1'32.622	30.592
25	1'31.682	21.502	25	1'32.079	25.615	27	1'32.205	30.750	27	1'33.091	35.555	25	1'33.191	37.732
27	1'31.902	22.397	27	1'32.022	26.603	27	1'32.205	30.750	32	1'32.264	36.024	27	1'33.003	40.005
32	1'31.895	23.730	32	1'32.011	28.350	32	1'32.019	32.364				32	1'32.865	40.156
Lap 15			Lap 18			Lap 21			Lap 24			Lap 27		
1	1'30.632		1	1'30.537		1	1'30.957		1	1'31.426		1	1'31.791	
33	1'30.753	1.204	33	1'31.157	2.390	33	1'31.566	3.809	33	1'31.763	5.134	33	1'31.865	5.508
73	1'30.839	3.265	73	1'31.235	5.166	73	1'31.417	7.072	72	1'31.559	7.954	72	1'31.772	8.107
72	1'30.717	3.361	72	1'30.866	5.549	72	1'31.344	7.126	73	1'31.936	9.146	10	1'32.086	10.308
10	1'30.871	5.517	10	1'31.018	6.978	10	1'31.069	7.493	10	1'31.926	9.229	73	1'32.250	10.991
12	1'30.893	7.684	12	1'31.043	9.017	12	1'31.549	10.195	12	1'31.562	11.464	12	1'31.856	12.071
89	1'30.551	9.993	89	1'31.029	11.048	89	1'31.457	12.663	89	1'31.505	13.087	89	1'31.697	13.251
41	1'31.087	10.763	41	1'31.348	13.064	41	1'31.948	15.746	41	1'31.985	17.645	41	1'32.095	19.401
23	1'31.211	12.467	23	1'31.550	15.014	20	1'31.387	16.807	20	1'32.117	18.439	20	1'32.111	19.761
43	1'31.394	12.838	20	1'31.185	15.100	23	1'31.951	17.661	23	1'31.869	19.402	23	1'32.131	20.704
20	1'31.446	12.957	43	1'31.804	16.516	43	1'31.579	18.653	21	1'31.746	20.657	21	1'32.222	21.568
5	1'31.551	13.265	21	1'31.453	16.714	21	1'31.476	18.757	93	1'31.833	21.060	93	1'32.426	22.421
21	1'30.775	13.889	5	1'32.027	17.156	5	1'31.867	21.165	43	1'31.993	22.015	43	1'32.576	24.095
93	1'31.124	14.827	93	1'31.683	17.256	44	1'31.517	21.854	5	1'31.704	22.934	5	1'32.493	24.169
44	1'31.478	16.484	44	1'31.405	19.097	44	1'31.591	22.735	44	1'31.825	23.552	44	1'32.384	24.776
37	1'31.511	18.022	37	1'31.500	20.482	49	1'31.693	24.051	37	1'31.910	24.376	37	1'31.826	25.210
49	1'31.425	18.763	49	1'31.639	21.796	30	1'31.858	27.176	49	1'32.164	26.217	49	1'32.481	28.579
30	1'31.428	20.589	30	1'31.804	24.038	25	1'32.176	30.911	30	1'31.804	29.069	30	1'32.517	31.318
25	1'31.621	22.491	25	1'31.967	27.045	27	1'32.492	32.285	25	1'32.595	34.736	27	1'33.483	41.697
27	1'31.929	23.694	27	1'31.970	28.036	27	1'32.492	32.285	27	1'32.838	36.967	32	1'33.339	41.704
32	1'31.747	24.845	32	1'32.097	29.910	32	1'32.172	33.579	32	1'32.503	37.101	25	2'09.633	1'15.574
Lap 16			Lap 19			Lap 22			Lap 25			Lap 28		
1	1'30.599		1	1'30.736		1	1'31.114		1	1'31.615		1	1'32.463	
33	1'30.653	1.258	33	1'31.181	2.835	33	1'31.523	4.218	33	1'31.574	5.093	33	1'32.146	5.191
73	1'31.239	3.905	73	1'31.329	5.759	72	1'31.768	7.780	72	1'31.753	8.092	72	1'32.064	7.708
72	1'31.736	4.498	72	1'30.985	5.798	73	1'31.983	7.941	73	1'32.310	9.841	10	1'32.498	10.343
10	1'31.133	6.051	10	1'31.033	7.275	10	1'31.636	8.015	10	1'32.254	9.868	73	1'32.511	11.039
			12	1'30.927	9.208	12	1'31.626	10.707	12	1'31.719	11.568	12	1'32.116	11.724
						89	1'31.244	12.793	89	1'31.883	13.355	89	1'32.129	12.917
									20	1'32.507	18.537	20	1'32.211	19.509
									41			41	1'33.293	20.231

Lapped rider

These data/results cannot be reproduced, stored and/or transmitted in whole or in part by any manner of electronic, mechanical, photocopying, recording, broadcasting or otherwise now known or herein after developed without the previous express consent by the copyright owner, except for reproduction in daily press and regular printed publications on sale to the public within 60 days of the event related to those data/results and always provided that copyright symbol appears together as follows below.

© DORNA, 2023

Official MotoGP Timing by TISSOT
www.motogp.com

Spielberg, Sunday, August 20, 2023

Page 2 of 3



<i>Num</i>	<i>Lap Time</i>	<i>Gap</i>
23	1'32.488	20.729
21	1'32.422	21.527
93	1'33.069	23.027
5	1'32.553	24.259
44	1'32.760	25.073
37	1'32.618	25.365
43	1'33.843	25.475
49	1'32.882	28.998
30	1'33.461	32.316
32	1'33.151	42.392
27	1'34.005	43.239

Lapped rider

These data/results cannot be reproduced, stored and/or transmitted in whole or in part by any manner of electronic, mechanical, photocopying, recording, broadcasting or otherwise now known or herein after developed without the previous express consent by the copyright owner, except for reproduction in daily press and regular printed publications on sale to the public within 60 days of the event related to those data/results and always provided that copyright symbol appears together as follows below.

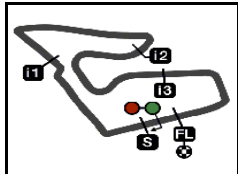
© DORNA, 2023

Official MotoGP Timing by **TISSOT**
www.motogp.com

Spielberg, Sunday, August 20, 2023

Page 3 of 3





4348 m.

CryptoDATA MOTORRAD GRAND PRIX VON ÖSTERREICH

MotoGP™

2023 Rookie of the Year Classification

36

Rider	Points	Leader	Prev	POR	ARG	AME	SPA	FRA	ITA	GER	NED	GBR	AUT	CAT	RSM	IND	JPN	INA	AUS	THA	MAL	QAT	VAL	
1 FERNANDEZ Augusto [SPA]	51			3	5	6	3	13	1	5	6	7	2											
				- 3	- 5	- 6	- 3	- 13	- 1	- 5	- 6	2 5	- 2											

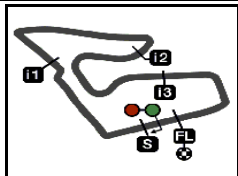
These data/results cannot be reproduced, stored and/or transmitted in whole or in part by any manner of electronic, mechanical, photocopying, recording, broadcasting or otherwise now known or herein after developed without the previous express consent by the copyright owner, except for reproduction in daily press and regular printed publications on sale to the public within 60 days of the event related to those data/results and always provided that copyright symbol appears together as follows below.

© DORNA, 2023

Official MotoGP Timing by **TISSOT**
www.motogp.com

Spielberg, Sunday, August 20, 2023





4348 m.

CryptoDATA MOTORRAD GRAND PRIX VON ÖSTERREICH

MotoGP™

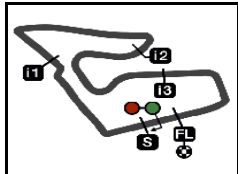
2023 Independent Team Classification

36

Rider	Points	Leader	Prev	POR	ARG	AME	SPA	FRA	ITA	GER	NED	GBR	AUT	CAT	RSM	IND	JPN	INA	AUS	THA	MAL	QAT	VAL	
1 MARTIN Jorge [SPA]	189			9 9 -	13 2 11	7 7 -	19 6 13	32 12 20	27 7 20	37 12 25	15 4 11	14 4 10	16 7 9											
2 BEZZECCHI Marco [ITA]	183	6	6	16 - 16	34 9 25	14 4 10	1 1 -	28 3 25	17 9 8	16 3 13	32 12 20	9 9 -	16 - 16											
3 ZARCO Johann [FRA]	125	64	58	15 2 13	20 - 20	9 - 9	2 2 -	20 4 16	22 6 16	21 5 16	- - -	13 6 7	3 - 3											
4 MARINI Luca [ITA]	120	69	5	- - -	15 7 8	23 3 20	10 - 10	6 6 -	18 5 13	17 6 11	9 - 9	9 - 9	13 - 13											
5 MARQUEZ Alex [SPA]	92	97	28	12 1 11	21 5 16	- - -	8 - 8	- - -	- - -	11 2 9	11 1 10	12 12 -	17 6 11											
6 FERNANDEZ Augusto [SPA]	51	138	41	3 - 3	5 - 5	6 - 6	3 - 3	13 - 13	1 - 1	5 - 5	6 - 6	7 2 5	2 - 2											
7 RINS Alex [SPA]	47	142	4	6 - 6	7 - 7	34 9 25	- - -	- - -	- - -	- - -	- - -	- - -	- - -											
8 OLIVEIRA Miguel [POR]	40	149	7	3 3 -	- - -	13 2 11	5 5 -	- - -	- - -	6 - 6	- - -	13 - 13	- -											
9 DI GIANNANTONIO Fabio [ITA]	37	152	3	- - -	6 - 6	7 - 7	4 - 4	8 - 8	2 - 2	7 - 7	- - -	3 - 3	- -											
10 NAKAGAMI Takaaki [JPN]	34	155	3	4 - 4	3 - 3	- - -	7 - 7	7 - 7	3 - 3	2 - 2	8 - 8	- - -	- -											
11 FERNANDEZ Raul [SPA]	14	175	20	- - -	2 - 2	- - -	1 - 1	- - -	- - -	1 - 1	4 - 4	6 - 6	- -											
12 FOLGER Jonas [GER]	9	180	5	- - -	- - -	4 - 4	- - -	3 - 3	- - -	- - -	2 - 2	- - -	- -											
13 ESPARGARO Pol [SPA]	8	181	1	- - -	- - -	- - -	- - -	- - -	- - -	- - -	- - -	4 - 4	4 4											

These data/results cannot be reproduced, stored and/or transmitted in whole or in part by any manner of electronic, mechanical, photocopying, recording, broadcasting or otherwise now known or herein after developed without the previous express consent by the copyright owner, except for reproduction in daily press and regular printed publications on sale to the public within 60 days of the event related to those data/results and always provided that copyright symbol appears together as follows below.
© DORNA, 2023





4348 m.

CryptoDATA MOTORRAD GRAND PRIX VON ÖSTERREICH

MotoGP™

2023 Independent Team Classification

36

Rider	Points	Leader	Prev	POR	ARG	AME	SPA	FRA	ITA	GER	NED	GBR	AUT	CAT	RSM	IND	JPN	INA	AUS	THA	MAL	QAT	VAL	
14 SAVADORI Lorenzo [ITA]	4	185	4	-	-	-	-	4	-	-	-	-	-											
15 BRADL Stefan [GER]	3	186	1	-	-	-	-	-	-	-	3	-	-											

Team	Points	Leader	Previous	POR	ARG	AME	SPA	FRA	ITA	GER	NED	GBR	AUT	CAT	RSM	IND	JPN	INA	AUS	THA	MAL	QAT	VAL
1 PRIMA PRAMAC RACING	314			24	33	16	21	52	49	58	15	27	19										
2 MOONEY VR46 RACING TEAM	303	11	11	16	49	37	11	34	35	33	41	18	29										
3 GRESINI RACING MOTOGP	129	185	174	12	27	7	12	8	2	18	11	15	17										
4 LCR HONDA	84	230	45	10	10	34	7	7	3	2	11	-	-										
5 GASGAS FACTORY RACING TECH3	68	246	16	3	5	10	3	16	1	5	8	11	6										
6 CRYPTODATA RNF MOTOGP TEAM	58	256	10	3	2	13	6	4	-	7	4	19	-										

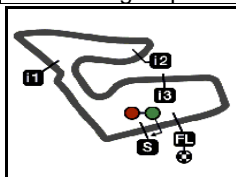
These data/results cannot be reproduced, stored and/or transmitted in whole or in part by any manner of electronic, mechanical, photocopying, recording, broadcasting or otherwise now known or herein after developed without the previous express consent by the copyright owner, except for reproduction in daily press and regular printed publications on sale to the public within 60 days of the event related to those data/results and always provided that copyright symbol appears together as follows below.

© DORNA, 2023

Official MotoGP Timing by 
www.motogp.com

Spielberg, Sunday, August 20, 2023





4348 m.

2023 Riders Performance

(Qualifying Position / Sprint Starting Position - Sprint Position / Race Starting Position - Race Position)

37

Rider	Points	POR	ARG	AME	SPA	FRA	ITA	GER	NED	GBR	AUT	CAT	RSM	IND	JPN	INA	AUS	THA	MAL	QAT	VAL	
1 BAGNAIA Francesco	251	2	3	1	5	1	1	1	2	4	1											
		2-1	3-6	1-1	5-2	1-3	1-1	1-2	2-2	4-14	1-1											
		2-1	3-16	1-NC	5-1	1-NC	1-1	1-2	2-1	4-2	1-1											
2 MARTIN Jorge	189	3	8	12	3	5	6	6	10	7	12											
		3-2	8-8	12-3	3-4	5-1	6-3	6-1	10-6	7-6	12-3											
		3-NC	8-5	12-NL	3-4	5-2	5-2	6-1	10-5	7-6	12-7											
3 BEZZECCHI Marco	183	8	2	5	13	7	7	5	1	1	7											
		8-NC	2-2	5-6	13-9	7-7	7-2	5-7	1-1	1-2	7-NC											
		7-3	2-1	5-6	13-NC	7-1	7-8	5-4	1-2	1-NC	7-3											
4 BINDER Brad	160	15	15	11	4	10	11	9	5	10	3											
		15-12	15-1	11-5	4-1	10-2	11-11	9-6	5-5	10-9	3-2											
		14-6	15-17	11-13	4-2	10-6	10-5	8-NC	5-4	10-3	3-2											
5 ZARCO Johann	125	10	6	9	8	9	9	4	8	9	10											
		10-8	6-13	9-11	8-8	9-6	9-4	4-5	8-13	9-4	10-NC											
		9-4	6-2	9-7	8-NC	9-3	9-3	4-3	8-NC	9-9	10-13											
6 MARINI Luca	120	9	7	3	9	3	4	2	3	6	6											
		9-NC	7-3	3-7	9-10	3-4	4-5	2-4	3-10	6-11	6-NC											
		8-NC	7-8	3-2	9-6	3-NC	3-4	2-5	3-7	6-7	6-4											
7 ESPARGARO Aleix	117	12	9	6	1	11	8	10	6	12	11											
		12-6	9-NC	6-4	1-NC	11-8	8-8	10-9	6-4	12-5	11-7											
		11-9	9-15	6-NL	1-5	11-5	8-6	9-16	6-3	12-1	11-9											
8 MILLER Jack	96	5	16	10	2	4	5	3	12	2	4											
		5-4	16-10	10-9	2-3	4-NC	5-6	3-3	12-11	2-7	4-5											
		5-7	16-6	10-NC	2-3	4-NC	4-7	3-6	12-NC	2-8	4-15											
9 MARQUEZ Alex	92	13	1	4	12	8	3	8	9	3	5											
		13-9	1-5	4-NC	12-NC	8-15	3-NL	8-8	9-9	3-1	5-4											
		12-5	1-3	4-NL	12-8	8-NC	6-NC	7-7	9-6	3-NC	5-5											

NC=Not classified NL=Not finished first lap NP=Not started race re-start N2=Not finished first lap race re-start EX=Excluded NS=Not Started DS=Disqualified

These data/results cannot be reproduced, stored and/or transmitted in whole or in part by any manner of electronic, mechanical, photocopying, recording, broadcasting or otherwise now known or herein after developed without the previous express consent by the copyright owner, except for reproduction in daily press and regular printed publications on sale to the public within 60 days of the event related to those data/results and always provided that copyright symbol appears together as follows below.
© DORNA, 2023

Official MotoGP Timing by **TISSOT**
www.motogp.com



Rider	Points	POR	ARG	AME	SPA	FRA	ITA	GER	NED	GBR	AUT	CAT	RSM	IND	JPN	INA	AUS	THA	MAL	QAT	VAL	
10 VIÑALES Maverick	86	7	5	8	10	6	13	13	7	8	2											
		7-5	5-7	8-10	10-7	6-9	13-13	13-NC	7-7	8-3	2-8											
		6-2	5-12	8-4	10-NC	6-NC	12-12	12-NC	7-NC	8-5	2-6											
11 QUARTARARO Fabio	73	11	10	7	16	13	15	12	4	22	9											
		11-10	10-9	7-19	16-12	13-NC	15-10	12-13	4-3	22-21	9-15											
		10-8	10-7	7-3	16-10	13-7	14-11	11-13	4-NC	22-15	9-8											
12 MORBIDELLI Franco	65	17	4	14	14	17	14	17	15	11	15											
		17-14	4-4	14-14	14-16	17-13	14-16	17-15	15-15	11-15	15-9											
		16-14	4-4	14-8	14-11	17-10	13-10	16-12	15-9	11-14	14-11											
13 FERNANDEZ Augusto	51	19	17	20	21	12	21	15	21	5	22											
		19-NL	17-16	20-16	21-17	12-NC	21-20	15-14	21-14	5-8	22-17											
		18-13	17-11	20-10	21-13	12-4	20-15	14-11	20-10	5-11	22-14											
14 RINS Alex	47	16	12	2	18	18	10	-	-	-	-											
		16-13	12-15	2-2	18-13	18-11	10-NC	-	-	-	-											
		15-10	12-9	2-1	18-NC	18-NC	-	-	-	-	-											
15 OLIVEIRA Miguel	40	4	-	15	7	-	18	16	11	16	8											
		4-7	-	15-8	7-5	-	18-12	16-16	11-19	16-10	8-NL											
		4-NC	-	15-5	-	-	17-NC	15-10	11-NC	16-4	8-NC											
16 DI GIANNANTONIO Fabio	37	21	14	16	15	15	19	14	13	18	20											
		21-16	14-12	16-17	15-11	15-12	19-14	14-12	13-NC	18-12	20-11											
		20-NC	14-10	16-9	15-12	15-8	18-14	13-9	13-NC	18-13	20-17											
17 NAKAGAMI Takaaki	34	18	11	17	11	14	16	18	14	21	19											
		18-15	11-11	17-13	11-NC	14-10	16-17	18-17	14-12	21-20	19-NC											
		17-12	11-13	17-NC	11-9	14-9	15-13	17-14	14-8	21-16	19-18											
18 BASTIANINI Enea	24	6	-	-	24	-	12	11	18	13	14											
		6-NC	-	-	-	-	12-9	11-10	18-8	13-13	14-13											
		-	-	-	-	-	11-9	10-8	17-NC	13-NC	13-10											
19 MARQUEZ Marc	19	1	-	-	-	2	2	7	17	14	18											
		1-3	-	-	-	2-5	2-7	7-11	17-17	14-18	18-10											
		1-NC	-	-	-	2-NC	2-NC	-	-	14-NC	18-12											
20 FERNANDEZ Raul	14	20	13	19	17	-	20	19	16	20	17											
		20-11	13-14	19-15	17-14	-	20-19	19-18	16-18	20-19	17-14											
		19-NC	13-14	19-NC	17-15	-	19-17	18-15	16-12	20-10	17-NC											

NC=Not classified NL=Not finished first lap NP=Not started race re-start N2=Not finished first lap race re-start EX=Excluded NS=Not Started DS=Disqualified

These data/results cannot be reproduced, stored and/or transmitted in whole or in part by any manner of electronic, mechanical, photocopying, recording, broadcasting or otherwise now known or herein after developed without the previous express consent by the copyright owner, except for reproduction in daily press and regular printed publications on sale to the public within 60 days of the event related to those data/results and always provided that copyright symbol appears together as follows below.
© DORNA, 2023

Official MotoGP Timing by **TISSOT**
www.motogp.com



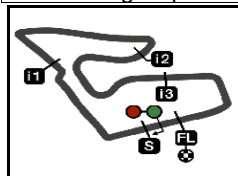
Rider	Points	POR	ARG	AME	SPA	FRA	ITA	GER	NED	GBR	AUT	CAT	RSM	IND	JPN	INA	AUS	THA	MAL	QAT	VAL	
21 PEDROSA Dani	13	-	-	-	6	-	-	-	-	-	-											
		-	-	-	6-6	-	-	-	-	-	-											
		-	-	-	6-7	-	-	-	-	-	-											
22 SAVADORI Lorenzo	9	-	-	-	-	20	22	-	19	-	23											
		-	-	-	-	20-17	22-18	-	19-16	-	23-NC											
		-	-	-	-	20-12	21-18	-	18-11	-	23-19											
23 FOLGER Jonas	9	-	-	22	22	21	23	20	23	-	-											
		-	-	22-20	22-19	21-NC	23-21	20-NC	23-21	-	-											
		-	-	22-12	22-17	21-13	22-19	19-17	22-14	-	-											
24 ESPARGARO Pol	8	22	-	-	-	-	-	-	-	15	13											
		-	-	-	-	-	-	-	-	-	15-16	13-6										
		-	-	-	-	-	-	-	-	-	15-12	16-16										
25 PIRRO Michele	5	-	-	18	-	-	17	-	-	-	-											
		-	-	18-NC	-	-	17-15	-	-	-	-											
		-	-	18-11	-	-	16-16	-	-	-	-											
26 MIR Joan	5	14	18	13	20	16	-	-	-	19	16											
		14-NL	18-NL	13-12	20-NC	16-14	-	-	-	19-17	16-12											
		13-11	-	13-NC	20-NC	16-NC	-	-	-	19-NC	15-NC											
27 PETRUCCI Danilo	5	-	-	-	-	19	-	-	-	-	-											
		-	-	-	-	19-16	-	-	-	-	-											
		-	-	-	-	19-11	-	-	-	-	-											
28 BRADL Stefan	5	-	-	21	19	-	-	-	20	-	-											
		-	-	21-18	19-15	-	-	-	20-22	-	-											
		-	-	21-NC	19-14	-	-	-	19-13	-	-											
29 LECUONA Iker	0	-	-	-	23	-	-	-	22	17	21											
		-	-	-	23-18	-	-	-	22-20	17-22	21-16											
		-	-	-	23-16	-	-	-	21-NC	17-17	21-20											

NC=Not classified NL=Not finished first lap NP=Not started race re-start N2=Not finished first lap race re-start EX=Excluded NS=Not Started DS=Disqualified

These data/results cannot be reproduced, stored and/or transmitted in whole or in part by any manner of electronic, mechanical, photocopying, recording, broadcasting or otherwise now known or herein after developed without the previous express consent by the copyright owner, except for reproduction in daily press and regular printed publications on sale to the public within 60 days of the event related to those data/results and always provided that copyright symbol appears together as follows below.
© DORNA, 2023

Official MotoGP Timing by **TISSOT**
www.motogp.com





4348 m.

CryptoDATA MOTORRAD GRAND PRIX VON ÖSTERREICH

Official Starting Grid

Race : 28 laps = 121.744 km

MotoGP™



1	1 1'28.539 1 Francesco BAGNAIA Ducati	2 1'28.576 12 Maverick VIÑALES Aprilia	3 1'28.653 33 Brad BINDER KTM
2	4 1'28.769 43 Jack MILLER KTM	5 1'28.828 73 Alex MARQUEZ Ducati	6 1'28.839 10 Luca MARINI Ducati
3	7 1'28.908 72 Marco BEZZECCHI Ducati	8 1'28.966 88 Miguel OLIVEIRA Aprilia	9 1'29.034 20 Fabio QUARTARARO Yamaha
4	10 1'29.113 5 Johann ZARCO Ducati	11 1'29.245 41 Aleix ESPARGARO Aprilia	12 1'30.367 89 Jorge MARTIN Ducati
5	13 1'29.365 23 Enea BASTIANINI Ducati	14 1'29.446 21 Franco MORBIDELLI Yamaha	15 1'29.454 36 Joan MIR Honda
6	16 1'29.295 44 Pol ESPARGARO KTM	17 1'29.476 25 Raul FERNANDEZ Aprilia	18 1'29.479 93 Marc MARQUEZ Honda
7	19 1'29.508 30 Takaaki NAKAGAMI Honda	20 1'29.681 49 Fabio DI GIANNANTONIO Ducati	21 1'29.751 27 Iker LECUONA Honda
8	22 1'29.769 37 Augusto FERNANDEZ KTM	23 1'29.962 32 Lorenzo SAVADORI Aprilia	

FIM MotoGP Stewards grid penalty for rider #44 & long lap penalty for rider #89

The results are provisional until the end of the limit for protest and appeals and until the ratification of the Event Management Committee.

Time limit for protest expires 60' at the latest after publication of the results - Time:

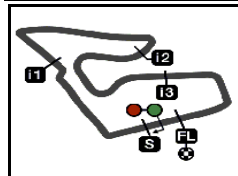
These data/results cannot be reproduced, stored and/or transmitted in whole or in part by any manner of electronic, mechanical, photocopying, recording, broadcasting or otherwise now known or herein after developed without the previous express consent of the copyright owner, except for reproduction in daily press and regular printed publications on sale to the public within 60 days of the event related to those data/results and always provided that copyright symbol appears together as follows below.

© DORNA, 2023

Official MotoGP Timing by TISSOT
www.motogp.com

Spielberg, Sunday, August 20, 2023





4348 m.

CryptoDATA MOTORRAD GRAND PRIX VON ÖSTERREICH**Race****Top Speed & Average**

<i>Rider</i>	<i>Nation</i>	<i>Motorcycle</i>	<i>Top 5 speeds</i>					<i>Average</i>	<i>Top</i>
10 Luca MARINI	ITA	DUCATI	315.7	314.4	311.6	311.6	311.6	312.5	315.7
23 Enea BASTIANINI	ITA	DUCATI	314.4	314.4	313.0	313.0	313.0	313.4	314.4
44 Pol ESPARGARO	SPA	KTM	314.4	311.6	311.6	311.6	311.6	311.9	314.4
72 Marco BEZZECCHI	ITA	DUCATI	314.4	314.4	313.0	313.0	313.0	313.3	314.4
5 Johann ZARCO	FRA	DUCATI	313.0	313.0	313.0	313.0	311.6	312.3	313.0
89 Jorge MARTIN	SPA	DUCATI	313.0	313.0	313.0	311.6	311.6	312.2	313.0
1 Francesco BAGNAIA	ITA	DUCATI	311.6	309.0	309.0	309.0	309.0	309.4	311.6
12 Maverick VIÑALES	SPA	APRILIA	311.6	310.3	310.3	310.3	310.3	310.5	311.6
21 Franco MORBIDELLI	ITA	YAMAHA	311.6	311.6	311.6	311.6	311.6	311.6	311.6
33 Brad BINDER	RSA	KTM	311.6	311.6	311.6	311.6	310.3	310.6	311.6
30 Takaaki NAKAGAMI	JPN	HONDA	310.3	309.0	307.6	307.6	307.6	308.1	310.3
32 Lorenzo SAVADORI	ITA	APRILIA	310.3	309.0	309.0	309.0	309.0	309.3	310.3
36 Joan MIR	SPA	HONDA	310.3	309.0	309.0	309.0	309.0	309.2	310.3
37 Augusto FERNANDEZ	SPA	KTM	310.3	310.3	310.3	310.3	310.3	310.3	310.3
41 Aleix ESPARGARO	SPA	APRILIA	310.3	310.3	310.3	310.3	310.3	310.3	310.3
43 Jack MILLER	AUS	KTM	310.3	309.0	309.0	307.6	307.6	308.0	310.3
49 Fabio DI GIANNANTONIO	ITA	DUCATI	310.3	307.6	307.6	307.6	307.6	308.0	310.3
73 Alex MARQUEZ	SPA	DUCATI	310.3	310.3	310.3	310.3	309.0	309.3	310.3
93 Marc MARQUEZ	SPA	HONDA	310.3	310.3	309.0	309.0	309.0	309.3	310.3
20 Fabio QUARTARARO	FRA	YAMAHA	309.0	309.0	309.0	307.6	307.6	308.1	309.0
25 Raul FERNANDEZ	SPA	APRILIA	309.0	307.6	307.6	306.3	305.0	306.3	309.0
27 Iker LECUONA	SPA	HONDA	307.6	307.6	307.6	307.6	307.6	307.6	307.6
88 Miguel OLIVEIRA	POR	APRILIA	307.6	306.3	306.3	306.3	306.3	306.6	307.6

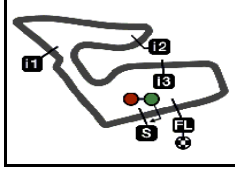
These data/results cannot be reproduced, stored and/or transmitted in whole or in part by any manner of electronic, mechanical, photocopying, recording, broadcasting or otherwise now known or herein after developed without the previous express consent by the copyright owner, except for reproduction in daily press and regular printed publications on sale to the public within 60 days of the event related to those data/results and always provided that copyright symbol appears together as follows below.

© DORNA, 2023

Official MotoGP Timing by **TISSOT**
www.motogp.com



Spielberg, Sunday, August 20, 2023




4348 m.

CryptoDATA MOTORRAD GRAND PRIX VON ÖSTERREICH

Race

Fastest Laps Sequence

Lap	Race Time	 Rider	Nation	Motorcycle	Time	Km/h	Riders's Lap
2	3'04.066	33 Brad BINDER	RSA	KTM	1'30.304	173.3	2
3	4'33.734	1 Francesco BAGNAIA	ITA	DUCATI	1'29.840	174.2	3

These data/results cannot be reproduced, stored and/or transmitted in whole or in part by any manner of electronic, mechanical, photocopying, recording, broadcasting or otherwise now known or herein after developed without the previous express consent by the copyright owner, except for reproduction in daily press and regular printed publications on sale to the public within 60 days of the event related to those data/results and always provided that copyright symbol appears together as follows below.

© DORNA, 2023

Official MotoGP Timing by **TISSOT**
www.motogp.com

Spielberg, Sunday, August 20, 2023

