


4657 m.

GRAN PREMI MONSTER ENERGY DE CATALUNYA

Race

Classification after 23 laps = 107.111 km

29

Pos		Rider	Nation	Team	Motorcycle	Total Time	Km/h	Gap
1	25	41 Aleix ESPARGARO	SPA	Aprilia Racing	APRILIA	38'56.159	165.0	
2	20	12 Maverick VIÑALES	SPA	Aprilia Racing	APRILIA	38'56.536	165.0	0.377
3	16	89 Jorge MARTIN	SPA	Prima Pramac Racing	DUCATI	38'58.990	164.8	2.831
4	13	5 Johann ZARCO	FRA	Prima Pramac Racing	DUCATI	39'01.026	164.7	4.867
5	11	88 Miguel OLIVEIRA	POR	CryptoDATA RNF MotoGP Team	APRILIA	39'03.688	164.5	7.529
6	10	73 Alex MARQUEZ	SPA	Gresini Racing MotoGP	DUCATI	39'06.749	164.3	10.590
7	9	20 Fabio QUARTARARO	FRA	Monster Energy Yamaha MotoGP	YAMAHA	39'06.980	164.2	10.821
8	8	43 Jack MILLER	AUS	Red Bull KTM Factory Racing	KTM	39'07.039	164.2	10.880
9	7	37 Augusto FERNANDEZ	SPA	GASGAS Factory Racing Tech3	KTM	39'09.048	164.1	12.889
10	6	49 Fabio DI GIANNANTONIO	ITA	Gresini Racing MotoGP	DUCATI	39'09.439	164.1	13.280
11	5	10 Luca MARINI	ITA	Mooney VR46 Racing Team	DUCATI	39'12.650	163.9	16.491
12	4	72 Marco BEZZECCHI	ITA	Mooney VR46 Racing Team	DUCATI	39'12.720	163.8	16.561
13	3	93 Marc MARQUEZ	SPA	Repsol Honda Team	HONDA	39'17.775	163.5	21.616
14	2	21 Franco MORBIDELLI	ITA	Monster Energy Yamaha MotoGP	YAMAHA	39'19.267	163.4	23.108
15	1	30 Takaaki NAKAGAMI	JPN	LCR Honda IDEMITSU	HONDA	39'22.899	163.1	26.740
16		27 Iker LECUONA	SPA	LCR Honda CASTROL	HONDA	39'25.019	163.0	28.860
17		36 Joan MIR	SPA	Repsol Honda Team	HONDA	39'30.088	162.6	33.929
Not classified								
		25 Raul FERNANDEZ	SPA	CryptoDATA RNF MotoGP Team	APRILIA	17'32.523	159.2	13 laps
		33 Brad BINDER	RSA	Red Bull KTM Factory Racing	KTM	5'07.721	163.4	20 laps
		44 Poi ESPARGARO	SPA	GASGAS Factory Racing Tech3	KTM	3'06.350	89.9	22 laps
Not started								
		1 Francesco BAGNAIA	ITA	Ducati Lenovo Team	DUCATI			
		23 Enea BASTIANINI	ITA	Ducati Lenovo Team	DUCATI			

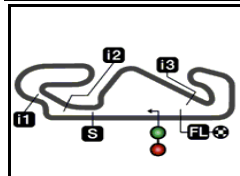
The results are provisional until the end of the limit for protest and appeals.

Time limit for protest expires 30' after publication of the results - Time:

These data/results cannot be reproduced, stored and/or transmitted in whole or in part by any manner of electronic, mechanical, photocopying, recording, broadcasting or otherwise now known or herein after developed without the previous express consent by the copyright owner, except for reproduction in daily press and regular printed publications on sale to the public within 60 days of the event related to those data/results and always provided that copyright symbol appears together as follows below.

© DORNA, 2023





4657 m.

GRAN PREMI MONSTER ENERGY DE CATALUNYA

Race

Classification after 23 laps = 107.111 km

29

Pos	Rider	Nation	Team	Motorcycle	Total Time	Km/h	Gap
-----	-------	--------	------	------------	------------	------	-----

Race condition: Dry

Air: 26°
Humidity: 46%
Ground: 32°

Pole Position:

Fastest Lap:	Lap 3	Francesco BAGNAIA	1'38.639	169.9 Km/h
Best Race Lap:	2021	Maverick VIÑALES	1'40.343	167.0 Km/h
All Time Lap Record:	2023	Johann ZARCO	1'39.939	167.7 Km/h
		Francesco BAGNAIA	1'38.639	169.9 Km/h

13:35'00

13:36'14 Iker LECUONA

14:00'00

14:02'21

14:02'37 Johann ZARCO

14:02'37 Francesco BAGNAIA

14:02'37 Enea BASTIANINI

14:02'37 Brad BINDER

14:02'37 Fabio DI GIANNANTONIO

14:02'37 Marco BEZZECCHI

14:02'37 Alex MARQUEZ

14:02'48

14:02'49

14:03'43

14:14'47

14:21'00

14:24'00

14:26'19 Enea BASTIANINI

14:26'19 Francesco BAGNAIA

14:26'20

14:27'00

14:28'10 Pol ESPARGARO

14:29'24 Pol ESPARGARO

14:33'55 Brad BINDER

14:43'50 Raul FERNANDEZ

SIGHTING LAP START

crashed out on sighting lap

WARM UP LAP START**RACE START**

crashed out - Rider OK

crashed out - Medical Centre

crashed out - Rider OK

crashed out - Rider OK

crashed out - Rider OK

crashed out - Rider OK

crashed out - Rider OK

Red flag

Less than 3 laps completed

Restarted race will be for 23 laps

Pit lane will open at 14:21 for a quick start procedure

SIGHTING LAP START

WARM UP LAP START

did not start

did not start

RACE START

No jump starts**black flag with orange disc**

entered pits and retired

retired

entered pits and retired

The results are provisional until the end of the limit for protest and appeals.

Time limit for protest expires 30' after publication of the results - Time:

These data/results cannot be reproduced, stored and/or transmitted in whole or in part by any manner of electronic, mechanical, photocopying, recording, broadcasting or otherwise now known or herein after developed without the previous express consent by the copyright owner, except for reproduction in daily press and regular printed publications on sale to the public within 60 days of the event related to those data/results and always provided that copyright symbol appears together as follows below.

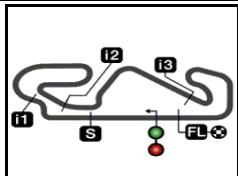
© DORNA, 2023

Official MotoGP Timing by TISSOT
www.motogp.com

Barcelona, Sunday, September 03, 2023

Page 2 of 2





4657 m.

GRAN PREMI MONSTER ENERGY DE CATALUNYA

MotoGP™

World Championship Classification

30

Rider	Points	Leader	Prev	POR	ARG	AME	SPA	FRA	ITA	GER	NED	GBR	AUT	CAT	RSM	IND	JPN	INA	AUS	THA	MAL	QAT	VAL	
1 BAGNAIA Francesco [ITA]	260			37 12 25	4 4 0	12 12 -	34 9 25	7 7 -	37 12 25	29 9 20	34 9 25	20 0 20	37 12 25	9 9										
2 MARTIN Jorge [SPA]	210	50	50	9 9 -	13 2 11	7 7 -	19 6 13	32 12 20	27 7 20	37 12 25	15 4 11	14 4 10	16 7 9	21 5 16										
3 BEZZECCHI Marco [ITA]	189	71	21	16 - 16	34 9 25	14 4 10	1 1 -	28 3 25	17 9 8	16 3 13	32 12 20	9 9 -	16 - 16	6 2 4										
4 BINDER Brad [RSA]	166	94	23	10 0 10	12 12 0	8 5 3	32 12 20	19 9 10	11 0 11	4 4 -	18 5 13	17 1 16	29 9 20	6 6										
5 ESPARGARO Aleix [SPA]	154	106	12	11 4 7	1 - 1	6 6 -	11 - 11	13 2 11	12 2 10	1 1 0	22 6 16	30 5 25	10 3 7	37 12 25										
6 ZARCO Johann [FRA]	141	119	13	15 2 13	20 0 20	9 0 9	2 2 -	20 4 16	22 6 16	21 5 16	0 0 -	13 6 7	3 - 3	16 3 13										
7 MARINI Luca [ITA]	125	135	16	- - -	15 7 8	23 3 20	10 0 10	6 6 -	18 5 13	17 6 11	9 0 9	9 0 9	13 - 13	5 0 5										
8 VIÑALES Maverick [SPA]	113	147	12	25 5 20	7 3 4	13 0 13	3 3 -	1 1 -	4 0 4	- - -	3 3 -	18 7 11	12 2 10	27 7 20										
9 MILLER Jack [AUS]	104	156	9	15 6 9	10 0 10	1 1 -	23 7 16	- - -	13 4 9	17 7 10	0 0 -	11 3 8	6 5 1	8 0 8										
10 MARQUEZ Alex [SPA]	102	158	2	12 1 11	21 5 16	- - -	8 - 8	0 0 -	- - -	11 2 9	11 1 10	12 12 -	17 6 11	10 0 10										
11 QUARTARARO Fabio [FRA]	82	178	20	8 0 8	10 1 9	16 0 16	6 0 6	9 - 9	5 0 5	3 0 3	7 7 -	1 0 1	8 0 8	9 0 9										
12 MORBIDELLI Franco [ITA]	67	193	15	2 0 2	19 6 13	8 0 8	5 0 5	6 0 6	6 0 6	4 0 4	7 0 7	2 0 2	6 1 5	2 0 2										

These data/results cannot be reproduced, stored and/or transmitted in whole or in part by any manner of electronic, mechanical, photocopying, recording, broadcasting or otherwise now known or herein after developed without the previous express consent by the copyright owner, except for reproduction in daily press and regular printed publications on sale to the public within 60 days of the event related to those data/results and always provided that copyright symbol appears together as follows below.

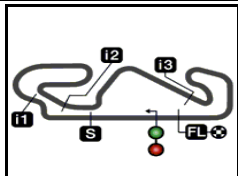
© DORNA, 2023

Official MotoGP Timing by TISSOT
www.motogp.com



Barcelona, Sunday, September 03, 2023

Page 1 of 4



4657 m.

GRAN PREMI MONSTER ENERGY DE CATALUNYA

MotoGP™

World Championship Classification

30

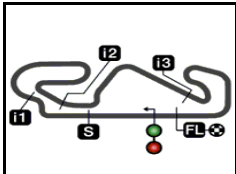
Rider	Points	Leader	Prev	POR	ARG	AME	SPA	FRA	ITA	GER	NED	GBR	AUT	CAT	RSM	IND	JPN	INA	AUS	THA	MAL	QAT	VAL	
13 FERNANDEZ Augusto [SPA]	58	202	9	3 - 3	5 0 5	6 0 6	3 0 3	13 - 13	1 0 1	5 0 5	6 0 6	7 2 5	2 0 2	7 0 7										
14 OLIVEIRA Miguel [POR]	55	205	3	3 3 -	- - -	13 2 11	5 5 -	- - -	0 0 -	6 0 6	0 0 -	13 0 13	- - -	15 4 11										
15 RINS Alex [SPA]	47	213	8	6 0 6	7 0 7	34 9 25	0 0 -	0 0 -	- - -	- - -	- - -	- - -	- - -	- - -										
16 DI GIANNANTONIO Fabio [ITA]	43	217	4	0 0 -	6 0 6	7 0 7	4 0 4	8 0 8	2 0 2	7 0 7	- - -	3 0 3	0 0 0	6 0 6										
17 NAKAGAMI Takaaki [JPN]	35	225	8	4 0 4	3 0 3	0 0 -	7 - 7	7 0 7	3 0 3	2 0 2	8 0 8	0 0 0	0 - 0	1 0 1										
18 BASTIANINI Enea [ITA]	25	235	10	- - -	- - -	- - -	- - -	- - -	8 1 7	8 0 8	2 2 -	0 0 -	6 0 6	1 1										
19 MARQUEZ Marc [SPA]	22	238	3	7 7 -	- - -	- - -	- - -	5 5 -	3 3 -	0 0 -	0 0 -	0 0 -	4 0 4	3 0 3										
20 FERNANDEZ Raul [SPA]	14	246	8	0 0 -	2 0 2	0 0 -	1 0 1	- - -	0 0 0	1 0 1	4 0 4	6 0 6	0 0 -	0 0										
21 PEDROSA Dani [SPA]	13	247	1	- - -	- - -	- - -	13 4 9	- - -	- - -	- - -	- - -	- - -	- - -	- - -										
22 SAVADORI Lorenzo [ITA]	9	251	4	- - -	- - -	- - -	- - -	4 0 4	0 0 0	- - -	5 0 5	- - -	0 - 0	- -										
23 FOLGER Jonas [GER]	9	251	0	- - -	- - -	4 0 4	0 0 0	3 - 3	0 0 0	0 - 0	2 0 2	- - -	- - -	- -										
24 ESPARGARO Pol [SPA]	8	252	1	- - -	- - -	- - -	- - -	- - -	- - -	- - -	- - -	4 0 4	4 4 0	- -										

These data/results cannot be reproduced, stored and/or transmitted in whole or in part by any manner of electronic, mechanical, photocopying, recording, broadcasting or otherwise now known or herein after developed without the previous express consent by the copyright owner, except for reproduction in daily press and regular printed publications on sale to the public within 60 days of the event related to those data/results and always provided that copyright symbol appears together as follows below.

© DORNA, 2023

Official MotoGP Timing by TISSOT
www.motogp.com





GRAN PREMI MONSTER ENERGY DE CATALUNYA

30

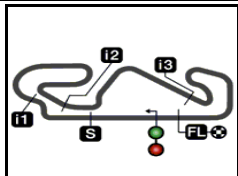
4657 m.

World Championship Classification

Rider	Points	Leader	Prev	POR	ARG	AME	SPA	FRA	ITA	GER	NED	GBR	AUT	CAT	RSM	IND	JPN	INA	AUS	THA	MAL	QAT	VAL	
25 PIRRO Michele [ITA]	5	255	3	-	-	5	-	-	0	-	-	-	-	-										
26 MIR Joan [SPA]	5	255	0	5	-	0	-	0	-	-	-	0	0	0										
27 PETRUCCI Danilo [ITA]	5	255	0	-	-	-	-	5	-	-	-	-	-	-										
28 BRADL Stefan [GER]	5	255	0	-	-	0	2	-	-	-	3	-	-	-										
29 LECUONA Iker [SPA]	0	260	5	-	-	-	0	-	-	-	0	0	0	0										

These data/results cannot be reproduced, stored and/or transmitted in whole or in part by any manner of electronic, mechanical, photocopying, recording, broadcasting or otherwise now known or herein after developed without the previous express consent by the copyright owner, except for reproduction in daily press and regular printed publications on sale to the public within 60 days of the event related to those data/results and always provided that copyright symbol appears together as follows below.
© DORNA, 2023





4657 m.

GRAN PREMI MONSTER ENERGY DE CATALUNYA

MotoGP™

World Championship Classification

30

Constructor	Points	Leader	Previous	POR	ARG	AME	SPA	FRA	ITA	GER	NED	GBR	AUT	CAT	RSM	IND	JPN	INA	AUS	THA	MAL	QAT	VAL
1 DUCATI	379			37	34	32	34	37	37	37	37	32	37	25									
2 KTM	215	164	164	16	22	11	32	22	15	17	18	19	29	14									
3 APRILIA	203	176	12	25	7	19	16	13	12	7	22	32	13	37									
4 YAMAHA	102	277	101	8	19	16	6	9	6	4	14	2	9	9									
5 HONDA	96	283	6	13	7	34	7	12	6	2	8	-	4	3									

Team	Points	Leader	Previous	POR	ARG	AME	SPA	FRA	ITA	GER	NED	GBR	AUT	CAT	RSM	IND	JPN	INA	AUS	THA	MAL	QAT	VAL
1 PRIMA PRAMAC RACING	351			24	33	16	21	52	49	58	15	27	19	37									
2 MOONEY VR46 RACING TEAM	314	37	37	16	49	37	11	34	35	33	41	18	29	11									
3 DUCATI LENOVO TEAM	295	56	19	37	4	17	34	12	45	37	36	20	43	10									
4 RED BULL KTM FACTORY RACING	270	81	25	25	22	9	55	19	24	21	18	28	35	14									
5 APRILIA RACING	267	84	3	36	8	19	14	14	16	1	25	48	22	64									
6 MONSTER ENERGY YAMAHA MOTOGP	149	202	118	10	29	24	11	15	11	7	14	3	14	11									
7 GRESINI RACING MOTOGP	145	206	4	12	27	7	12	8	2	18	11	15	17	16									
8 LCR HONDA	85	266	60	10	10	34	7	7	3	2	11	-	-	1									
9 GASGAS FACTORY RACING TECH3	75	276	10	3	5	10	3	16	1	5	8	11	6	7									
10 CRYPTODATA RNF MOTOGP TEAM	73	278	2	3	2	13	6	4	-	7	4	19	-	15									
11 REPSOL HONDA TEAM	27	324	46	12	-	-	-	5	3	-	-	-	4	3									

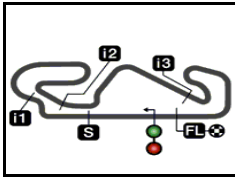
These data/results cannot be reproduced, stored and/or transmitted in whole or in part by any manner of electronic, mechanical, photocopying, recording, broadcasting or otherwise now known or herein after developed without the previous express consent by the copyright owner, except for reproduction in daily press and regular printed publications on sale to the public within 60 days of the event related to those data/results and always provided that copyright symbol appears together as follows below.
© DORNA, 2023

Official MotoGP Timing by TISSOT
www.motogp.com

Barcelona, Sunday, September 03, 2023

Page 4 of 4





4657 m.

GRAN PREMI MONSTER ENERGY DE CATALUNYA

Race

Lap Chart

31

Pos	1	2	3	4	5	6	7	8	9	10	11	12	13	14	15	16	17	18	19	20	21	22
Grid	1	(41)	88	12	89	5	73	49	33	72	93	43	44	23	25	21	20	10	37	36	30	27

	1	12	89	(41)	88	5	43	73	33	93	20	72	21	49	37	10	25	27	30	36	44
	2	12	89	(41)	88	5	43	33	73	93	20	72	49	21	37	10	25	27	30	36	
	3	12	(41)	89	88	5	33	43	73	20	93	49	72	37	21	25	10	27	30	36	
	4	12	(41)	88	89	5	43	73	20	49	93	37	72	25	21	10	27	36	30		
	5	12	(41)	88	89	5	43	73	20	49	93	37	25	72	21	10	27	36	30		
	6	12	(41)	88	89	5	43	73	20	49	93	37	25	72	21	10	36	27	30		
	7	12	(41)	88	89	5	43	73	20	49	93	37	25	72	21	10	36	27	30		
	8	12	(41)	88	89	5	43	73	20	49	93	37	25	72	21	10	36	27	30		
	9	12	(41)	88	89	5	73	43	20	49	37	93	25	72	10	21	36	30	27		
	10	12	(41)	89	88	5	73	43	20	49	37	93	72	10	21	36	30	27	25		
L	11	12	(41)	89	88	5	73	43	20	49	37	93	72	10	21	36	30	27			
a	12	12	(41)	89	88	5	73	20	43	49	37	72	93	10	21	30	36	27			
P	13	12	(41)	89	88	5	73	20	43	49	37	72	93	10	21	30	36	27			
S	14	12	(41)	89	88	5	73	20	43	49	37	72	10	93	21	30	36	27			
	15	12	(41)	89	88	5	73	20	43	49	37	72	10	93	21	30	36	27			
	16	12	(41)	89	88	5	73	20	43	49	37	72	10	93	21	30	36	27			
	17	12	(41)	89	88	5	73	20	43	49	37	72	10	93	21	30	36	27			
	18	12	(41)	89	88	5	73	20	43	49	37	72	10	93	21	30	36	27			
	19	12	(41)	89	5	88	73	20	43	37	49	72	10	93	21	30	36	27			
	20	(41)	12	89	5	88	73	20	43	49	37	10	72	93	21	30	27	36			
	21	(41)	12	89	5	88	73	20	43	49	37	10	72	93	21	30	27	36			
	22	(41)	12	89	5	88	73	20	43	49	37	10	72	93	21	30	27	36			
	23	(41)	12	89	5	88	73	20	43	37	49	10	72	93	21	30	27	36			



Winner



Lapped rider

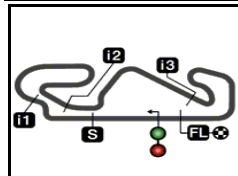
These data/results cannot be reproduced, stored and/or transmitted in whole or in part by any manner of electronic, mechanical, photocopying, recording, broadcasting or otherwise now known or herein after developed without the previous express consent by the copyright owner, except for reproduction in daily press and regular printed publications on sale to the public within 60 days of the event related to those data/results and always provided that copyright symbol appears together as follows below.

© DORNA, 2023

Official MotoGP Timing by TISSOT
www.motogp.com

Barcelona, Sunday, September 03, 2023






4657 m.

GRAN PREMI MONSTER ENERGY DE CATALUNYA

Race

Fastest Lap of Each Rider

32

	Rider	Nation	Team	Motorcycle	Time	Lap Total	Gap
1	12 Maverick VIÑALES	SPA	Aprilia Racing	APRILIA	1'40.343	3 23	
2	41 Aleix ESPARGARO	SPA	Aprilia Racing	APRILIA	1'40.362	3 23	0.019 0.019
3	88 Miguel OLIVEIRA	POR	CryptoDATA RNF MotoGP Team	APRILIA	1'40.524	2 23	0.181 0.162
4	33 Brad BINDER	RSA	Red Bull KTM Factory Racing	KTM	1'40.682	3 3	0.339 0.158
5	5 Johann ZARCO	FRA	Prima Pramac Racing	DUCATI	1'40.746	4 23	0.403 0.064
6	89 Jorge MARTIN	SPA	Prima Pramac Racing	DUCATI	1'40.756	2 23	0.413 0.010
7	25 Raul FERNANDEZ	SPA	CryptoDATA RNF MotoGP Team	APRILIA	1'40.823	7 10	0.480 0.067
8	43 Jack MILLER	AUS	Red Bull KTM Factory Racing	KTM	1'40.879	6 23	0.536 0.056
9	20 Fabio QUARTARARO	FRA	Monster Energy Yamaha MotoGP	YAMAHA	1'40.933	6 23	0.590 0.054
10	49 Fabio DI GIANNANTONIO	ITA	Gresini Racing MotoGP	DUCATI	1'40.933	7 23	0.590
11	73 Alex MARQUEZ	SPA	Gresini Racing MotoGP	DUCATI	1'40.986	7 23	0.643 0.053
12	37 Augusto FERNANDEZ	SPA	GASGAS Factory Racing Tech3	KTM	1'40.987	5 23	0.644 0.001
13	93 Marc MARQUEZ	SPA	Repsol Honda Team	HONDA	1'40.996	7 23	0.653 0.009
14	72 Marco BEZZECCHI	ITA	Mooney VR46 Racing Team	DUCATI	1'41.203	6 23	0.860 0.207
15	21 Franco MORBIDELLI	ITA	Monster Energy Yamaha MotoGP	YAMAHA	1'41.269	6 23	0.926 0.066
16	10 Luca MARINI	ITA	Mooney VR46 Racing Team	DUCATI	1'41.304	14 23	0.961 0.035
17	36 Joan MIR	SPA	Repsol Honda Team	HONDA	1'41.494	3 23	1.151 0.190
18	30 Takaaki NAKAGAMI	JPN	LCR Honda IDEMITSU	HONDA	1'41.699	3 23	1.356 0.205
19	27 Iker LECUONA	SPA	LCR Honda CASTROL	HONDA	1'41.830	4 23	1.487 0.131

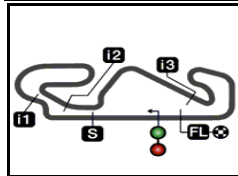
These data/results cannot be reproduced, stored and/or transmitted in whole or in part by any manner of electronic, mechanical, photocopying, recording, broadcasting or otherwise now known or herein after developed without the previous express consent by the copyright owner, except for reproduction in daily press and regular printed publications on sale to the public within 60 days of the event related to those data/results and always provided that copyright symbol appears together as follows below.

© DORNA, 2023

Official MotoGP Timing by TISSOT
www.motogp.com

Barcelona, Sunday, September 03, 2023





4657 m.

GRAN PREMI MONSTER ENERGY DE CATALUNYA

After the Race

Event Best Maximum Speed

33



Rider	Nation	Team	Motorcycle	Km/h	
41 Aleix ESPARGARO	SPA	Aprilia Racing	APRILIA	356.4	Warm Up
43 Jack MILLER	AUS	Red Bull KTM Factory Racing	KTM	355.2	Race
72 Marco BEZZECCHI	ITA	Mooney VR46 Racing Team	DUCATI	355.2	Race
89 Jorge MARTIN	SPA	Prima Pramac Racing	DUCATI	355.2	Qualifying Nr. 2
10 Luca MARINI	ITA	Mooney VR46 Racing Team	DUCATI	354.0	Race
33 Brad BINDER	RSA	Red Bull KTM Factory Racing	KTM	354.0	Qualifying Nr. 2
23 Enea BASTIANINI	ITA	Ducati Lenovo Team	DUCATI	354.0	Warm Up
44 Pol ESPARGARO	SPA	GASGAS Factory Racing Tech3	KTM	354.0	Qualifying Nr. 1
1 Francesco BAGNAIA	ITA	Ducati Lenovo Team	DUCATI	352.9	Warm Up
73 Alex MARQUEZ	SPA	Gresini Racing MotoGP	DUCATI	351.7	Race
88 Miguel OLIVEIRA	POR	CryptoDATA RNF MotoGP Team	APRILIA	351.7	Qualifying Nr. 1
5 Johann ZARCO	FRA	Prima Pramac Racing	DUCATI	351.7	Race
93 Marc MARQUEZ	SPA	Repsol Honda Team	HONDA	351.7	Tissot Sprint
12 Maverick VIÑALES	SPA	Aprilia Racing	APRILIA	351.7	Warm Up
21 Franco MORBIDELLI	ITA	Monster Energy Yamaha MotoGP	YAMAHA	351.7	Warm Up
20 Fabio QUARTARARO	FRA	Monster Energy Yamaha MotoGP	YAMAHA	350.6	Race
25 Raul FERNANDEZ	SPA	CryptoDATA RNF MotoGP Team	APRILIA	350.6	Warm Up
36 Joan MIR	SPA	Repsol Honda Team	HONDA	350.6	Race
49 Fabio DI GIANNANTONIO	ITA	Gresini Racing MotoGP	DUCATI	349.5	Qualifying Nr. 2
37 Augusto FERNANDEZ	SPA	GASGAS Factory Racing Tech3	KTM	349.5	Race
27 Iker LECUONA	SPA	LCR Honda CASTROL	HONDA	348.3	Tissot Sprint
30 Takaaki NAKAGAMI	JPN	LCR Honda IDEMITSU	HONDA	346.1	Race

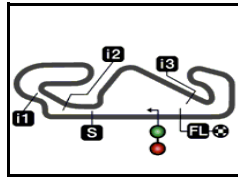
These data/results cannot be reproduced, stored and/or transmitted in whole or in part by any manner of electronic, mechanical, photocopying, recording, broadcasting or otherwise now known or herein after developed without the previous express consent by the copyright owner, except for reproduction in daily press and regular printed publications on sale to the public within 60 days of the event related to those data/results and always provided that copyright symbol appears together as follows below.

© DORNA, 2023

Official MotoGP Timing by TISSOT
www.motogp.com

Barcelona, Sunday, September 03, 2023





4657 m.

GRAN PREMI MONSTER ENERGY DE CATALUNYA**Race****Chronological Analysis of Performances****34**

* Lap / Sector time cancelled

T1 Time from finish line to 1st intermediate

T3 Time from 2nd intermed. to 3rd intermed.

P Crossing the finish line in pit lane

T2 Time from 1st intermed. to 2nd intermed.

T4 Time from 3rd intermediate to finish line

**Tyre data subject to further updates

Lap	Lap Time	T1	T2	T3	T4	Speed	Lap	Lap Time	T1	T2	T3	T4	Speed		
1st	41	Alex ESPARGARO					APRILIA	SPA	12	1'41.082	16.828	32.205	20.858	31.191	351.7
		Aprilia Racing							13	1'40.959	16.908	31.976	20.792	31.283	349.5
		Runs=1 Total laps=23 Full laps=22 Valid laps=22							14	1'40.972	16.929	32.024	20.805	31.214	348.3
Run #	1	Front Tyre	Slick-Medium	Rear Tyre	Slick-Medium										
		New Tyre		New Tyre											
1	1'44.721	20.414	32.310	20.793	31.204	292.6									
2	1'40.610	16.969	31.823	20.751	31.067	349.5									
3	1'40.362	16.991	31.765	20.655	30.951	345.0									
4	1'40.432	16.890	31.917	20.644	30.981	351.7									
5	1'40.595	17.013	31.881	20.699	31.002	351.7									
6	1'40.570	16.955	31.811	20.794	31.010	348.3									
7	1'40.414	16.840	31.840	20.734	31.000	346.1									
8	1'40.441	16.807	31.845	20.778	31.011	352.9									
9	1'40.799	16.935	31.943	20.805	31.116	348.3									
10	1'40.966	16.844	31.946	20.816	31.360	351.7									
11	1'41.544	17.265	32.289	20.855	31.135	352.9									
12	1'40.996	16.980	31.999	20.766	31.251	354.0									
13	1'40.793	16.853	32.006	20.730	31.204	350.6									
14	1'40.710	16.891	31.923	20.745	31.151	349.5									
15	1'41.168	17.002	32.064	20.664	31.438	350.6									
16	1'41.197	16.969	32.089	20.869	31.270	349.5									
17	1'41.563	17.057	32.230	20.843	31.433	350.6									
18	1'42.079	16.985	32.401	21.095	31.598	350.6									
19	1'42.517	17.022	32.557	21.216	31.722	348.3									
20	1'42.871	17.373	32.759	21.147	31.592	352.9									
21	1'43.052	17.169	32.700	21.159	32.024	349.5									
22	1'43.810	17.616	32.818	21.334	32.042	349.5									
23	1'43.949	17.164	33.004	21.460	32.321	347.2									
3rd	89	Jorge MARTIN					DUCATI	SPA							
		Prima Pramac Racing													
		Runs=1 Total laps=23 Full laps=22 Valid laps=20													
Run #	1	Front Tyre	Slick-Medium	Rear Tyre	Slick-Medium										
		New Tyre		New Tyre											
1	1'44.434	20.144	32.443	20.889	30.958	296.7									
2	1'40.756	16.965	31.836	20.827	31.128	346.1									
3	1'40.712 *	16.857	31.893	20.767*	31.195	347.2									
4	1'41.097	16.899	32.200	20.896	31.102	335.4									
5	1'40.789	16.930	31.936	20.805	31.118	336.4									
6	1'41.072	16.987	31.893	20.972	31.220	343.9									
7	1'40.782	16.949	31.917	20.836	31.080	348.3									
8	1'40.848 *	16.832	31.933	20.946*	31.137	349.5									
9	1'40.866	16.853	32.093	20.764	31.156	339.6									
10	1'41.014	16.860	32.087	20.866	31.201	343.9									
11	1'41.027	16.817	32.114	20.881	31.215	348.3									
12	1'41.088	16.816	32.067	20.862	31.343	347.2									
13	1'41.329	16.823	32.101	20.991	31.414	348.3									
14	1'41.206	16.880	32.094	20.956	31.276	349.5									
15	1'41.562	17.011	32.322	20.892	31.337	350.6									
16	1'41.673	16.866	32.259	21.012	31.536	348.3									
17	1'41.948	16.892	32.430	21.035	31.591	348.3									
18	1'42.363	17.025	32.517	21.161	31.660	349.5									
19	1'42.206	16.922	32.492	21.035	31.757	348.3									
20	1'42.904	17.001	32.843	21.189	31.871	348.3									
21	1'43.215	17.030	32.802	21.300	32.083	347.2									
22	1'43.101	17.078	32.787	21.329	31.907	348.3									
23	1'42.998	16.981	32.752	21.225	32.040	348.3									
2nd	12	Maverick VIÑALES					APRILIA	SPA							
		Aprilia Racing													
		Runs=1 Total laps=23 Full laps=22 Valid laps=21													
Run #	1	Front Tyre	Slick-Medium	Rear Tyre	Slick-Medium										
		New Tyre		New Tyre											
1	1'44.190	20.226	32.191	20.842	30.931	297.5									
2	1'40.676	16.917	31.858	20.847	31.054	349.5									
3	1'40.343	16.816	31.751	20.707	31.069	350.6									
4	1'40.547	16.832	31.946	20.724	31.045	350.6									
5	1'40.680	16.999	31.961	20.714	31.006	350.6									
6	1'40.533	16.998	31.743	20.757	31.035	348.3									
7	1'40.405	16.784	31.874	20.741	31.006	350.6									
8	1'40.459	16.799	31.796	20.874	30.990	350.6									
9	1'40.809	16.909	31.953	20.790	31.157	348.3									
10	1'40.665	16.811	31.980	20.772	31.102	349.5									
11	1'40.781	16.742	32.087	20.817	31.135	351.7									
Fastest Lap: Maverick VIÑALES Aprilia Racing SPA 1'40.343 16.816 31.751 20.707 31.069															

These data/results cannot be reproduced, stored and/or transmitted in whole or in part by any manner of electronic, mechanical, photocopying, recording, broadcasting or otherwise now known or herein after developed without the previous express consent by the copyright owner, except for reproduction in daily press and regular printed publications on sale to the public within 60 days of the event related to those data/results and always provided that copyright symbol appears together as follows below.
© DORNA, 2023



Race

MotoGP

Lap	Lap Time	T1	T2	T3	T4	Speed	Lap	Lap Time	T1	T2	T3	T4	Speed	
4th	5	Johann ZARCO				DUCATI	FRA	23	1'43.173	17.060	32.896	21.292	31.925	345.0
		Prima Pramac Racing												
		Runs=1 Total laps=23 Full laps=22 Valid laps=22												
Run #	1	Front Tyre	Slick-Medium	Rear Tyre	Slick-Medium		Run #	1	Front Tyre	Slick-Medium	Rear Tyre	Slick-Medium		
		New Tyre		New Tyre					New Tyre		New Tyre			
1	1'45.140	20.670	32.479	20.912	31.079	299.1	1	1'45.666	20.768	32.749	20.920	31.229	301.6	
2	1'41.133	17.079	32.046	20.886	31.122	342.8	2	1'41.634	17.269	32.320	20.887	31.158	336.4	
3	1'40.774	17.182	31.769	20.787	31.036	348.3	3	1'41.238 *	17.032	32.025	20.920*	31.261	329.2	
4	1'40.746	17.017	31.850	20.796	31.083	335.4	4	1'41.065	17.048	31.959	20.822	31.236	332.3	
5	1'40.955	17.016	31.934	20.833	31.172	337.5	5	1'41.162	17.029	32.091	20.842	31.200	339.6	
6	1'40.901	16.963	31.916	20.938	31.084	340.6	6	1'40.719 *	16.864	31.910	20.807	31.138*	341.7	
7	1'40.773	16.912	31.899	20.756	31.206	345.0	7	1'40.986	16.946	31.990	20.886	31.164	345.0	
8	1'40.924	16.952	31.891	20.931	31.150	342.8	8	1'41.052	16.959	32.100	20.813	31.180	343.9	
9	1'41.314	16.951	32.226	20.903	31.234	347.2	9	1'41.972	17.188	32.425	20.746	31.613	343.9	
10	1'41.123	16.965	32.113	20.819	31.226	343.9	10	1'41.258	16.881	32.171	20.881	31.325	348.3	
11	1'41.158	16.941	32.119	20.876	31.222	343.9	11	1'41.648	17.053	32.254	20.834	31.507	350.6	
12	1'41.122	16.838	32.120	20.795	31.369	348.3	12	1'41.430	16.900	32.158	20.819	31.553	350.6	
13	1'41.441	16.982	32.143	20.920	31.396	341.7	13	1'41.705	16.952	32.238	20.924	31.591	348.3	
14	1'41.733	17.072	32.269	21.057	31.335	341.7	14	1'41.380	16.985	32.101	20.857	31.437	347.2	
15	1'41.951	17.113	32.369	20.981	31.488	339.6	15	1'41.640	17.022	32.285	20.880	31.453	348.3	
16	1'42.178	17.030	32.415	21.103	31.630	341.7	16	1'41.868	16.989	32.336	20.950	31.593	347.2	
17	1'42.178	17.008	32.442	21.074	31.654	343.9	17	1'42.106	17.015	32.374	21.023	31.694	348.3	
18	1'42.474	17.007	32.568	21.204	31.695	342.8	18	1'42.480	16.983	32.691	21.098	31.708	342.8	
19	1'42.487	16.963	32.567	21.098	31.859	342.8	19	1'42.594	17.002	32.627	21.126	31.839	349.5	
20	1'42.791	16.912	32.877	21.254	31.748	346.1	20	1'43.628	17.722	32.869	21.115	31.922	351.7	
21	1'42.529	17.004	32.486	21.279	31.760	342.8	21	1'43.239	17.046	32.838	21.279	32.076	348.3	
22	1'42.561	17.191	32.509	21.132	31.729	351.7	22	1'43.012	17.152	32.672	21.180	32.008	345.0	
23	1'42.640	17.056	32.636	21.100	31.848	347.2	23	1'43.267	17.221	32.852	21.164	32.030	345.0	
5th	88	Miguel OLIVEIRA				APRILIA	POR							
		CryptoDATA RNF MotoGP Team												
		Runs=1 Total laps=23 Full laps=22 Valid laps=20												
Run #	1	Front Tyre	Slick-Medium	Rear Tyre	Slick-Medium		Run #	1	Front Tyre	Slick-Medium	Rear Tyre	Slick-Medium		
		New Tyre		New Tyre					New Tyre		New Tyre			
1	1'44.973	20.487	32.368	20.848	31.270	298.3	1	1'46.511	21.090	32.806	21.005	31.610	305.0	
2	1'40.524	16.917	31.768	20.838	31.001	338.5	2	1'41.702	17.119	32.272	20.887	31.424	345.0	
3	1'40.550	16.972	31.779	20.795	31.004	327.2	3	1'41.135 *	17.197	31.940	20.812*	31.186	345.0	
4	1'40.673 *	16.914	31.919	20.799	31.041*	332.3	4	1'41.003	16.967	32.036	20.813	31.187	346.1	
5	1'40.583	16.954	31.852	20.752	31.025	340.6	5	1'41.093	17.021	32.066	20.741	31.265	343.9	
6	1'40.596	16.889	31.775	20.797	31.135	343.9	6	1'40.933	17.033	31.914	20.804	31.182	341.7	
7	1'40.877	16.891	31.993	20.840	31.153	338.5	7	1'41.102	16.964	32.018	20.779	31.341	348.3	
8	1'41.162 *	16.866	32.012	21.113*	31.171	349.5	8	1'41.256	16.953	32.160	20.797	31.346	350.6	
9	1'41.322	16.932	32.227	20.875	31.288	342.8	9	1'41.340	16.970	32.131	20.845	31.394	348.3	
10	1'41.384	17.054	32.226	20.888	31.216	348.3	10	1'41.360	17.080	32.055	20.936	31.289	338.5	
11	1'41.211	16.977	32.158	20.850	31.226	346.1	11	1'41.654	17.220	32.217	20.897	31.320	345.0	
12	1'41.482	16.995	32.239	20.919	31.329	338.5	12	1'41.483	17.037	32.157	20.849	31.440	343.9	
13	1'41.619	17.016	32.226	20.945	31.432	338.5	13	1'41.565	17.004	32.187	20.906	31.468	343.9	
14	1'41.430	17.069	32.092	20.947	31.322	340.6	14	1'41.524	17.011	32.168	20.949	31.396	347.2	
15	1'42.364	17.451	32.483	20.976	31.454	349.5	15	1'41.890	17.103	32.326	20.917	31.544	346.1	
16	1'42.114	17.122	32.354	21.074	31.564	345.0	16	1'42.147	17.094	32.374	21.055	31.624	342.8	
17	1'42.337	17.076	32.451	21.139	31.671	346.1	17	1'41.997	17.169	32.285	20.963	31.580	348.3	
18	1'42.589	17.050	32.565	21.277	31.697	345.0	18	1'42.462	17.076	32.607	21.020	31.759	348.3	
19	1'42.880	16.960	32.642	21.247	32.031	345.0	19	1'42.464	17.013	32.538	21.105	31.808	348.3	
20	1'42.914	17.118	32.781	21.281	31.734	337.5	20	1'43.085	17.405	32.770	21.114	31.796	350.6	
21	1'43.387	17.184	32.712	21.455	32.036	336.4								
22	1'43.544	17.314	32.900	21.392	31.938	338.5								

Fastest Lap: Maverick VIÑALES Aprilia Racing SPA **1'40.343** 16.816 31.751 20.707 31.069

These data/results cannot be reproduced, stored and/or transmitted in whole or in part by any manner of electronic, mechanical, photocopying, recording, broadcasting or otherwise now known or herein after developed without the previous express consent by the copyright owner, except for reproduction in daily press and regular printed publications on sale to the public within 60 days of the event related to those data/results and always provided that copyright symbol appears together as follows below.
© DORNA, 2023



Race

MotoGP

Lap	Lap Time	T1	T2	T3	T4	Speed	Lap	Lap Time	T1	T2	T3	T4	Speed
21	1'43.015	17.039	32.742	21.245	31.989	347.2	19	1'42.721	17.066	32.840	21.059	31.756	341.7
22	1'42.944	17.130	32.631	21.172	32.011	345.0	20	1'43.510	17.442	33.281	21.153	31.634	338.5
23	1'43.315	17.234	32.787	21.226	32.068	346.1	21	1'42.992	17.173	32.566	21.373	31.880	326.2

8th 43 Jack MILLER KTM AUS
Red Bull KTM Factory Racing

Runs=1 Total laps=23 Full laps=22 Valid laps=22

Run #	1	Front Tyre	Slick-Medium	Rear Tyre	Slick-Medium	Speed
		New Tyre		New Tyre		
1	1'45.426	20.574	32.687	21.002	31.163	302.5
2	1'41.538	17.352	31.998	20.920	31.268	338.5
3	1'41.259	17.118	32.020	20.917	31.204	342.8
4	1'41.006	17.033	31.979	20.882	31.112	338.5
5	1'41.078	16.996	32.108	20.762	31.212	346.1
6	1'40.879	16.921	31.951	20.863	31.144	343.9
7	1'40.913	16.842	32.100	20.831	31.140	350.6
8	1'40.984	16.862	32.081	20.840	31.201	351.7
9	1'42.643	17.545	32.333	20.896	31.869	351.7
10	1'41.427	16.966	32.137	20.955	31.369	348.3
11	1'41.726	17.164	32.262	20.860	31.440	345.0
12	1'42.081	17.150	32.378	21.020	31.533	346.1
13	1'41.535	16.946	32.187	20.910	31.492	345.0
14	1'41.523	16.978	32.178	20.974	31.393	346.1
15	1'41.917	17.062	32.339	20.997	31.519	339.6
16	1'41.958	17.128	32.245	21.037	31.548	337.5
17	1'42.736	17.609	32.569	20.956	31.602	355.2
18	1'42.238	16.980	32.650	21.003	31.605	349.5
19	1'42.416	16.956	32.597	21.084	31.779	347.2
20	1'42.804	17.185	32.690	21.225	31.704	347.2
21	1'42.968	17.136	32.643	21.281	31.908	343.9
22	1'42.878	17.151	32.634	21.202	31.891	337.5
23	1'43.106	17.171	32.702	21.264	31.969	336.4

9th 37 Augusto FERNANDEZ KTM SPA
GASGAS Factory Racing Tech3

Runs=1 Total laps=23 Full laps=22 Valid laps=22

Run #	1	Front Tyre	Slick-Medium	Rear Tyre	Slick-Medium	Speed
		New Tyre		New Tyre		
1	1'47.048	21.324	33.256	21.029	31.439	292.6
2	1'41.792	17.283	32.358	21.079	31.072	321.4
3	1'41.421	17.249	32.060	20.884	31.228	325.3
4	1'41.303	17.093	32.121	20.915	31.174	328.2
5	1'40.987	17.089	32.087	20.874	30.937	337.5
6	1'41.070	17.057	32.037	20.892	31.084	328.2
7	1'41.022	17.057	32.071	20.882	31.012	326.2
8	1'41.090	17.016	32.086	20.853	31.135	335.4
9	1'41.059	17.103	32.226	20.695	31.035	342.8
10	1'41.221	17.124	32.106	20.871	31.120	339.6
11	1'41.527	17.030	32.212	20.977	31.308	332.3
12	1'41.761	17.384	32.223	20.912	31.242	338.5
13	1'42.037	17.099	32.487	21.026	31.425	336.4
14	1'41.471	17.154	32.110	20.924	31.283	330.2
15	1'41.933	17.336	32.339	20.884	31.374	340.6
16	1'41.989	17.274	32.277	21.023	31.415	338.5
17	1'42.167	17.130	32.462	21.093	31.482	339.6
18	1'42.329	17.129	32.529	21.194	31.477	327.2

10th 49 Fabio DI GIANNANTONI DUCATI ITA
Gresini Racing MotoGP

Runs=1 Total laps=23 Full laps=22 Valid laps=20

Run #	1	Front Tyre	Slick-Medium	Rear Tyre	Slick-Medium	Speed
		New Tyre		New Tyre		
1	1'46.909	21.209	33.171	21.101	31.428	300.0
2	1'41.569 *	17.327	32.208	20.864	31.170*	329.2
3	1'41.356 *	17.076	32.217	20.914*	31.149	329.2
4	1'41.161	17.045	32.011	20.912	31.193	334.3
5	1'41.167	17.068	32.065	20.781	31.253	336.4
6	1'41.206	16.992	32.030	20.954	31.230	339.6
7	1'40.933	16.955	31.945	20.835	31.198	346.1
8	1'41.012	16.977	31.943	20.896	31.196	341.7
9	1'41.297	16.968	32.082	20.916	31.331	342.8
10	1'41.178	16.972	32.000	20.880	31.326	343.9
11	1'41.619	16.997	32.229	21.015	31.378	340.6
12	1'41.813	16.979	32.233	21.155	31.446	338.5
13	1'41.996	17.179	32.401	20.955	31.461	338.5
14	1'41.521	17.083	32.135	20.928	31.375	336.4
15	1'41.911	17.059	32.309	20.995	31.548	346.1
16	1'41.818	16.980	32.217	21.031	31.590	347.2
17	1'42.303	17.159	32.570	20.980	31.594	345.0
18	1'42.382	16.983	32.734	21.110	31.555	336.4
19	1'42.934	17.237	32.647	21.136	31.914	343.9
20	1'43.217	17.238	32.917	21.185	31.877	328.2
21	1'43.083	17.147	32.650	21.284	32.002	337.5
22	1'43.133	17.293	32.707	21.296	31.837	345.0
23	1'43.921	17.231	32.653	21.270	32.767	338.5

11th 10 Luca MARINI DUCATI ITA
Mooney VR46 Racing Team

Runs=1 Total laps=23 Full laps=22 Valid laps=22

Run #	1	Front Tyre	Slick-Medium	Rear Tyre	Slick-Medium	Speed
		New Tyre		New Tyre		
1	1'47.278	21.358	33.310	21.265	31.345	302.5
2	1'41.955	17.158	32.381	21.151	31.265	318.5
3	1'41.700	17.080	32.294	21.073	31.253	333.3
4	1'41.496	16.968	32.183	20.975	31.370	334.3
5	1'41.729	17.077	32.417	21.044	31.191	326.2
6	1'41.343	17.033	32.134	20.899	31.277	331.2
7	1'41.562	17.128	32.175	20.927	31.332	326.2
8	1'41.622	17.229	32.060	21.021	31.312	351.7
9	1'41.412	17.009	32.180	20.904	31.319	351.7
10	1'41.421	16.914	32.267	20.966	31.274	348.3
11	1'41.816	17.290	32.231	20.927	31.368	354.0
12	1'41.624	17.021	32.193	20.953	31.457	350.6
13	1'41.722	17.141	32.120	20.933	31.528	348.3
14	1'41.304	16.927	32.173	20.886	31.318	342.8
15	1'42.321	17.017	32.304	20.927	32.073	337.5
16	1'42.286	17.018	32.450	21.134	31.684	343.9

Fastest Lap: Maverick VIÑALES Aprilia Racing SPA **1'40.343** 16.816 31.751 20.707 31.069

These data/results cannot be reproduced, stored and/or transmitted in whole or in part by any manner of electronic, mechanical, photocopying, recording, broadcasting or otherwise now known or herein after developed without the previous express consent by the copyright owner, except for reproduction in daily press and regular printed publications on sale to the public within 60 days of the event related to those data/results and always provided that copyright symbol appears together as follows below.
© DORNA, 2023



Race

MotoGP

Lap	Lap Time	T1	T2	T3	T4	Speed	Lap	Lap Time	T1	T2	T3	T4	Speed
17	1'42.511	17.191	32.575	21.105	31.640	342.8	15	1'42.182	16.951	32.609	21.040	31.582	342.8
18	1'42.408	17.068	32.457	21.269	31.614	343.9	16	1'42.224	16.972	32.502	21.038	31.712	342.8
19	1'42.653	17.063	32.622	21.216	31.752	349.5	17	1'42.459	17.127	32.651	21.063	31.618	337.5
20	1'43.031	17.121	32.725	21.155	32.030	345.0	18	1'42.928	17.211	32.726	21.190	31.801	340.6
21	1'43.071	17.210	32.633	21.285	31.943	348.3	19	1'43.255	17.025	32.905	21.324	32.001	342.8
22	1'43.052	17.182	32.673	21.250	31.947	351.7	20	1'43.501	17.121	33.079	21.239	32.062	343.9
23	1'43.333	17.082	32.900	21.285	32.066	348.3	21	1'44.102	17.440	33.117	21.320	32.225	349.5
							22	1'44.080	17.157	33.239	21.485	32.199	347.2
							23	1'44.616	17.281	33.364	21.526	32.445	342.8

12th 72 **Marco BEZZECCHI** DUCATI ITA
Mooney VR46 Racing Team

Runs=1 Total laps=23 Full laps=22 Valid laps=22

Run #	1	Front Tyre	Slick-Soft	Rear Tyre	Slick-Medium	Speed
		New Tyre		New Tyre		
1	1'46.696	21.108	32.949	21.113	31.526	305.0
2	1'41.681	17.358	32.190	20.900	31.233	320.4
3	1'41.780	17.130	32.418	20.936	31.296	328.2
4	1'41.808	17.081	32.311	21.058	31.358	336.4
5	1'41.837	17.220	32.367	20.901	31.349	331.2
6	1'41.203	17.021	32.029	20.898	31.255	335.4
7	1'41.432	17.069	32.085	20.985	31.293	348.3
8	1'41.240	16.873	32.130	20.910	31.327	343.9
9	1'41.578	16.947	32.230	20.959	31.442	350.6
10	1'41.591	16.898	32.218	21.055	31.420	351.7
11	1'41.747	16.902	32.312	20.924	31.609	351.7
12	1'41.772	17.137	32.232	20.951	31.452	355.2
13	1'41.762	16.974	32.260	21.024	31.504	343.9
14	1'41.747	16.988	32.266	20.920	31.573	345.0
15	1'42.241	16.966	32.381	20.921	31.973	348.3
16	1'42.328	17.085	32.428	21.176	31.639	341.7
17	1'42.444	17.326	32.482	21.084	31.552	352.9
18	1'42.544	17.153	32.467	21.189	31.735	342.8
19	1'42.616	17.042	32.588	21.258	31.728	350.6
20	1'43.277	17.143	32.689	21.259	32.186	345.0
21	1'43.022	17.320	32.626	21.255	31.821	345.0
22	1'43.108	17.195	32.730	21.292	31.891	339.6
23	1'43.266	17.144	32.842	21.250	32.030	342.8

13th 93 **Marc MARQUEZ** HONDA SPA
Repsol Honda Team

Runs=1 Total laps=23 Full laps=22 Valid laps=22

Run #	1	Front Tyre	Slick-Medium	Rear Tyre	Slick-Soft	Speed
		New Tyre		New Tyre		
1	1'46.334	20.959	32.769	21.101	31.505	304.2
2	1'41.760	17.164	32.222	20.983	31.391	342.8
3	1'41.643	17.111	32.354	20.862	31.316	346.1
4	1'41.424	17.033	32.252	20.979	31.160	339.6
5	1'41.240	17.098	32.089	20.846	31.207	328.2
6	1'41.168	16.988	32.005	20.917	31.258	333.3
7	1'40.996	16.978	32.068	20.844	31.106	336.4
8	1'41.093	16.979	32.061	20.851	31.202	337.5
9	1'42.104	17.027	32.552	20.884	31.641	340.6
10	1'42.490	17.172	32.698	21.139	31.481	349.5
11	1'42.261	16.927	32.576	20.982	31.776	348.3
12	1'42.113	17.334	32.380	20.900	31.499	334.3
13	1'41.962	16.993	32.430	20.972	31.567	343.9
14	1'41.840	17.154	32.286	20.916	31.484	341.7

14th 21 **Franco MORBIDELLI** YAMAHA ITA
Monster Energy Yamaha MotoGP

Runs=1 Total laps=23 Full laps=22 Valid laps=22

Run #	1	Front Tyre	Slick-Medium	Rear Tyre	Slick-Medium	Speed
		New Tyre		New Tyre		
1	1'46.819	21.238	32.990	21.125	31.466	300.8
2	1'41.935	17.335	32.523	20.940	31.137	333.3
3	1'41.750	17.093	32.400	21.030	31.227	331.2
4	1'41.717	17.077	32.292	21.000	31.348	334.3
5	1'41.806	17.182	32.344	20.963	31.317	327.2
6	1'41.269	17.037	32.110	20.866	31.256	336.4
7	1'41.620	17.211	32.144	20.944	31.321	338.5
8	1'41.668	17.123	32.200	20.993	31.352	345.0
9	1'41.887	17.228	32.358	20.943	31.358	346.1
10	1'41.858	17.047	32.330	21.045	31.436	341.7
11	1'41.981	17.063	32.394	20.950	31.574	343.9
12	1'41.631	17.029	32.196	21.026	31.380	349.5
13	1'41.894	17.065	32.391	20.959	31.479	343.9
14	1'41.966	17.125	32.380	20.926	31.535	345.0
15	1'42.406	17.111	32.528	21.081	31.686	347.2
16	1'42.406	17.112	32.551	21.006	31.737	345.0
17	1'42.862	17.235	32.679	21.164	31.784	341.7
18	1'43.205	17.263	32.823	21.195	31.924	341.7
19	1'43.964	17.575	32.899	21.458	32.032	347.2
20	1'43.475	17.432	32.848	21.275	31.920	347.2
21	1'43.604	17.182	32.986	21.249	32.187	340.6
22	1'43.690	17.362	32.963	21.331	32.034	338.5
23	1'43.854	17.263	33.049	21.287	32.255	345.0

15th 30 **Takaaki NAKAGAMI** HONDA JPN
LCR Honda IDEMITSU

Runs=1 Total laps=23 Full laps=22 Valid laps=20

Run #	1	Front Tyre	Slick-Medium	Rear Tyre	Slick-Medium	Speed
		New Tyre		New Tyre		
1	1'47.928	21.515	33.226	21.517	31.670	295.8
2	1'42.167	17.417	32.359	21.066	31.325	317.6
3	1'41.699	17.170	32.185	20.950	31.394	312.1
4	1'42.207	17.250	32.478	21.068	31.411	315.7
5	1'42.167	17.289	32.351	21.101	31.426	313.0
6	1'41.768	17.099	32.272	20.960	31.437	325.3
7	1'42.360	17.533	32.334	21.066	31.427	340.6
8	1'41.691 *	17.070	32.245	21.108*	31.268	329.2
9	1'41.797	17.054	32.288	20.972	31.483	334.3
10	1'42.295	17.231	32.499	21.050	31.515	317.6
11	1'41.893	17.031	32.388	20.962	31.512	334.3
12	1'42.235	17.105	32.434	21.109	31.587	340.6

Fastest Lap: Maverick VIÑALES Aprilia Racing SPA **1'40.343** 16.816 31.751 20.707 31.069

These data/results cannot be reproduced, stored and/or transmitted in whole or in part by any manner of electronic, mechanical, photocopying, recording, broadcasting or otherwise now known or herein after developed without the previous express consent by the copyright owner, except for reproduction in daily press and regular printed publications on sale to the public within 60 days of the event related to those data/results and always provided that copyright symbol appears together as follows below.
© DORNA, 2023



Race

MotoGP

Lap	Lap Time	T1	T2	T3	T4	Speed	Lap	Lap Time	T1	T2	T3	T4	Speed
13	1'42.015	17.061	32.331	21.030	31.593	341.7	11	1'42.263	16.986	32.520	21.037	31.720	348.3
14	1'42.158	17.221	32.450	21.030	31.457	338.5	12	1'42.716	17.443	32.433	21.060	31.780	348.3
15	1'42.116	17.115	32.514	20.974	31.513	341.7	13	1'42.365	17.081	32.446	21.089	31.749	343.9
16	1'42.201	17.085	32.419	21.153	31.544	343.9	14	1'42.482	17.045	32.601	21.161	31.675	347.2
17	1'42.568	17.164	32.473	21.205	31.726	341.7	15	1'42.650	17.238	32.589	21.111	31.712	350.6
18	1'43.703 *	17.536	32.920	21.407*	31.840	346.1	16	1'42.714	16.983	32.663	21.196	31.872	348.3
19	1'44.007	17.307	32.820	21.979	31.901	343.9	17	1'43.011	17.119	32.750	21.155	31.987	347.2
20	1'43.074	17.158	32.814	21.372	31.730	342.8	18	1'43.557	17.158	33.047	21.350	32.002	349.5
21	1'43.258	17.240	32.813	21.356	31.849	343.9	19	1'43.433	17.122	32.899	21.343	32.069	347.2
22	1'43.447	17.314	32.811	21.411	31.911	338.5	20	1'44.657	17.170	33.260	21.780	32.447	347.2
23	1'44.145	17.453	32.950	21.544	32.198	338.5	21	1'44.802	17.410	33.293	21.592	32.507	341.7
							22	1'44.707	17.352	33.251	21.645	32.459	347.2
							23	1'45.061	17.409	33.373	21.634	32.645	345.0

16th 27 Iker LECUONA HONDA SPA
LCR Honda CASTROL

Runs=1 Total laps=23 Full laps=22 Valid laps=21

Run #	1	Front Tyre	Slick-Medium	Rear Tyre	Slick-Soft	Speed
		New Tyre		New Tyre		
1	1'47.838	21.563	33.467	21.274	31.534	305.0
2	1'42.025	17.410	32.311	20.960	31.344	325.3
3	1'41.756 *	17.139	32.275	20.944*	31.398	332.3
4	1'41.830	17.156	32.297	20.942	31.435	336.4
5	1'41.867	17.203	32.322	20.922	31.420	343.9
6	1'42.577	17.185	32.405	21.184	31.803	346.1
7	1'42.143	17.265	32.391	21.009	31.478	337.5
8	1'41.866	17.072	32.348	20.999	31.447	342.8
9	1'42.211	17.313	32.380	20.989	31.529	325.3
10	1'42.242	17.167	32.467	21.088	31.520	335.4
11	1'42.079	17.065	32.450	20.983	31.581	339.6
12	1'42.342	17.247	32.453	21.024	31.618	336.4
13	1'42.481	17.189	32.535	21.082	31.675	339.6
14	1'42.465	17.118	32.570	21.096	31.681	341.7
15	1'44.486	18.504	33.247	20.982	31.753	347.2
16	1'42.674	17.099	32.597	21.125	31.853	343.9
17	1'42.839	17.161	32.671	21.141	31.866	347.2
18	1'42.923	17.112	32.837	21.161	31.813	347.2
19	1'43.072	17.223	32.636	21.365	31.848	340.6
20	1'43.196	17.112	32.828	21.294	31.962	342.8
21	1'43.338	17.150	32.873	21.437	31.878	345.0
22	1'43.270	17.146	32.869	21.323	31.932	345.0
23	1'43.499	17.197	32.899	21.264	32.139	345.0

17th 36 Joan MIR HONDA SPA
Repsol Honda Team

Runs=1 Total laps=23 Full laps=22 Valid laps=22

Run #	1	Front Tyre	Slick-Medium	Rear Tyre	Slick-Soft	Speed
		New Tyre		New Tyre		
1	1'48.107	21.691	33.432	21.316	31.668	291.8
2	1'42.336	17.382	32.348	21.107	31.499	324.3
3	1'41.494	17.105	32.019	21.010	31.360	338.5
4	1'41.850	17.186	32.267	20.979	31.418	318.5
5	1'41.976	17.123	32.412	20.981	31.460	339.6
6	1'41.877	17.032	32.331	20.930	31.584	341.7
7	1'41.868	17.045	32.323	21.010	31.490	345.0
8	1'41.771	17.062	32.233	21.032	31.444	347.2
9	1'42.207	17.063	32.331	21.169	31.644	345.0
10	1'42.184	17.037	32.445	21.061	31.641	342.8

18th 25 Raul FERNANDEZ APRILIA SPA
CryptoDATA RNF MotoGP Team

Runs=1 Total laps=10 Full laps=8 Valid laps=8

Run #	1	Front Tyre	Slick-Medium	Rear Tyre	Slick-Medium	Speed
		New Tyre		New Tyre		
1	1'47.416	21.696	33.164	21.287	31.269	274.8
2	1'41.948	17.284	32.344	21.053	31.267	311.2
3	1'41.291	17.195	31.920	20.864	31.312	323.3
4	1'41.387	17.048	32.013	21.028	31.298	327.2
5	1'41.231	17.225	32.030	20.884	31.092	330.2
6	1'40.920	17.028	31.934	20.917	31.041	339.6
7	1'40.823	17.114	31.943	20.762	31.004	334.3
8	1'41.092	17.050	32.000	20.866	31.176	338.5
9	1'41.724	17.040	32.191	20.852	31.641	337.5
10	2'14.691 P	17.200	32.516	31.087*	53.888	342.8

19th 33 Brad BINDER KTM RSA
Red Bull KTM Factory Racing

Runs=1 Total laps=3 Full laps=2 Valid laps=2

Run #	1	Front Tyre	Slick-Hard	Rear Tyre	Slick-Medium	Speed
		New Tyre		New Tyre		
1	1'45.734	20.867	32.749	20.938	31.180	300.8
2	1'41.305	17.274	31.945	20.877	31.209	335.4
3	1'40.682	16.965	31.844	20.786	31.087	348.3
	unfinished	16.947	31.948			336.4

20th 44 Poi ESPARGARO KTM SPA
GASGAS Factory Racing Tech3

Runs=1 Total laps=1 Full laps=0 Valid laps=0

Run #	1	Front Tyre	Slick-Medium	Rear Tyre	Slick-Medium	Speed
		New Tyre		New Tyre		
1	3'06.350 P	22.333	56.397	47.954	59.666	238.4

Fastest Lap: Maverick VIÑALES Aprilia Racing SPA 1'40.343 16.816 31.751 20.707 31.069

These data/results cannot be reproduced, stored and/or transmitted in whole or in part by any manner of electronic, mechanical, photocopying, recording, broadcasting or otherwise now known or herein after developed without the previous express consent by the copyright owner, except for reproduction in daily press and regular printed publications on sale to the public within 60 days of the event related to those data/results and always provided that copyright symbol appears together as follows below.
© DORNA, 2023



Num Lap Time Gap

Lap 16

12	1'41.379	
41	1'41.197	0.594
89	1'41.673	4.531
88	1'42.114	7.140
5	1'42.178	7.642
73	1'41.868	10.699
20	1'42.147	11.974
43	1'41.958	12.169
49	1'41.818	12.742
37	1'41.989	13.007
72	1'42.328	16.719
10	1'42.286	16.867
93	1'42.224	17.110
21	1'42.406	18.889
30	1'42.201	22.973
36	1'42.714	25.136
27	1'42.674	27.158

Lap 17

12	1'41.693	
41	1'41.563	0.464
89	1'41.948	4.786
88	1'42.337	7.784
5	1'42.178	8.127
73	1'42.106	11.112
20	1'41.997	12.278
43	1'42.736	13.212
49	1'42.303	13.352
37	1'42.167	13.481
72	1'42.444	17.470
10	1'42.511	17.685
93	1'42.459	17.876
21	1'42.862	20.058
30	1'42.568	23.848
36	1'43.011	26.454
27	1'42.839	28.304

Lap 18

12	1'42.290	
41	1'42.079	0.253
89	1'42.363	4.859
88	1'42.589	8.083
5	1'42.474	8.311
73	1'42.480	11.302
20	1'42.462	12.450
43	1'42.238	13.160
49	1'42.382	13.444
37	1'42.329	13.520
72	1'42.544	17.724
10	1'42.408	17.803
93	1'42.928	18.514
21	1'43.205	20.973
30	1'43.703	25.261
36	1'43.557	27.721
27	1'42.923	28.937

Lap 19

12	1'42.687	
41	1'42.517	0.083
89	1'42.206	4.378
5	1'42.487	8.111
88	1'42.880	8.276
73	1'42.594	11.209
20	1'42.464	12.227
43	1'42.416	12.889
37	1'42.721	13.554
49	1'42.934	13.691
72	1'42.616	17.653

10	1'42.653	17.769
93	1'43.255	19.082
21	1'43.964	22.250
30	1'44.007	26.581
36	1'43.433	28.467
27	1'43.072	29.322

Lap 20

41	1'42.871	
12	1'44.055	1.101
89	1'42.904	4.328
5	1'42.791	7.948
88	1'42.914	8.236
73	1'43.628	11.883
20	1'43.085	12.358
43	1'42.804	12.739
49	1'43.217	13.954
37	1'43.510	14.110
10	1'43.031	17.846
72	1'43.277	17.976
93	1'43.501	19.629
21	1'43.475	22.771
30	1'43.074	26.701
27	1'43.196	29.564
36	1'44.657	30.170

Lap 21

41	1'43.052	
12	1'43.581	1.630
89	1'43.215	4.491
5	1'42.529	7.425
88	1'43.387	8.571
73	1'43.239	12.070
20	1'43.015	12.321
43	1'42.968	12.655
49	1'43.083	13.985
37	1'42.992	14.050
10	1'43.071	17.865
72	1'43.022	17.946
93	1'44.102	20.679
21	1'43.604	23.323
30	1'43.258	26.907
27	1'43.338	29.850
36	1'44.802	31.920

Lap 22

41	1'43.810	
12	1'43.459	1.279
89	1'43.101	3.782
5	1'42.561	6.176
88	1'43.544	8.305
73	1'43.012	11.272
20	1'42.944	11.455
43	1'42.878	11.723
49	1'43.133	13.308
37	1'43.194	13.434
10	1'43.052	17.107
72	1'43.108	17.244
93	1'44.080	20.949
21	1'43.690	23.203
30	1'43.447	26.544
27	1'43.270	29.310
36	1'44.707	32.817

Lap 23

41	1'43.949	
12	1'43.047	0.377
89	1'42.998	2.831
5	1'42.640	4.867
88	1'43.173	7.529

Lapped rider

These data/results cannot be reproduced, stored and/or transmitted in whole or in part by any manner of electronic, mechanical, photocopying, recording, broadcasting or otherwise now known or herein after developed without the previous express consent by the copyright owner, except for reproduction in daily press and regular printed publications on sale to the public within 60 days of the event related to those data/results and always provided that copyright symbol appears together as follows below.

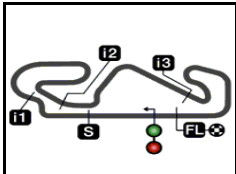
© DORNA, 2023

Official MotoGP Timing by TISSOT
www.motogp.com

Barcelona, Sunday, September 03, 2023

Page 2 of 2





GRAN PREMI MONSTER ENERGY DE CATALUNYA

36

4657 m.

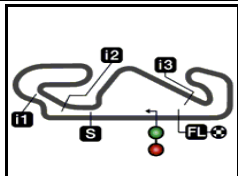
2023 Rookie of the Year Classification

Rider	Points	Leader	Prev	POR	ARG	AME	SPA	FRA	ITA	GER	NED	GBR	AUT	CAT	RSM	IND	JPN	INA	AUS	THA	MAL	QAT	VAL	
1 FERNANDEZ Augusto [SPA]	58			3	5	6	3	13	1	5	6	7	2	7										
				- 3	- 5	- 6	- 3	- 13	- 1	- 5	- 6	2 5	- 2	- 7										

These data/results cannot be reproduced, stored and/or transmitted in whole or in part by any manner of electronic, mechanical, photocopying, recording, broadcasting or otherwise now known or herein after developed without the previous express consent by the copyright owner, except for reproduction in daily press and regular printed publications on sale to the public within 60 days of the event related to those data/results and always provided that copyright symbol appears together as follows below.

© DORNA, 2023





4657 m.

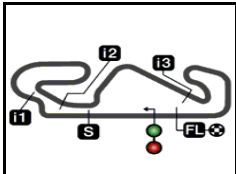
GRAN PREMI MONSTER ENERGY DE CATALUNYA

MotoGP™

2023 Independent Team Classification

36

Rider	Points	Leader	Prev	POR	ARG	AME	SPA	FRA	ITA	GER	NED	GBR	AUT	CAT	RSM	IND	JPN	INA	AUS	THA	MAL	QAT	VAL	
1 MARTIN Jorge [SPA]	210			9 9 -	13 2 11	7 7 -	19 6 13	32 12 20	27 7 20	37 12 25	15 4 11	14 4 10	16 7 9	21 5 16										
2 BEZZECCHI Marco [ITA]	189	21	21	16 - 16	34 9 25	14 4 10	1 1 -	28 3 25	17 9 8	16 3 13	32 12 20	9 9 -	16 - 16	6 2 4										
3 ZARCO Johann [FRA]	141	69	48	15 2 13	20 - 20	9 - 9	2 2 -	20 4 16	22 6 16	21 5 16	- - -	13 6 7	3 - 3	16 3 13										
4 MARINI Luca [ITA]	125	85	16	- - -	15 7 8	23 3 20	10 - 10	6 6 -	18 5 13	17 6 11	9 - 9	9 - 9	13 - 13	5 - 5										
5 MARQUEZ Alex [SPA]	102	108	23	12 1 11	21 5 16	- - -	8 - 8	- - -	- - -	11 2 9	11 1 10	12 12 -	17 6 11	10 - 10										
6 FERNANDEZ Augusto [SPA]	58	152	44	3 - 3	5 - 5	6 - 6	3 - 3	13 - 13	1 - 1	5 - 5	6 - 6	7 2 5	2 - 2	7 - 7										
7 OLIVEIRA Miguel [POR]	55	155	3	3 3 -	- - -	13 2 11	5 5 -	- - -	- - -	6 - 6	- - -	13 - 13	- - -	15 4 11										
8 RINS Alex [SPA]	47	163	8	6 - 6	7 - 7	34 9 25	- - -	- - -	- - -	- - -	- - -	- - -	- - -	- - -										
9 DI GIANNANTONIO Fabio [ITA]	43	167	4	- - -	6 - 6	7 - 7	4 - 4	8 - 8	2 - 2	7 - 7	- - -	3 - 3	- - -	6 - 6										
10 NAKAGAMI Takaaki [JPN]	35	175	8	4 - 4	3 - 3	- - -	7 - 7	7 - 7	3 - 3	2 - 2	8 - 8	- - -	- - -	1 - 1										
11 FERNANDEZ Raul [SPA]	14	196	21	- - -	2 - 2	- - -	1 - 1	- - -	- - -	1 - 1	4 - 4	6 - 6	- - -	- - -										
12 FOLGER Jonas [GER]	9	201	5	- - -	- - -	4 - 4	- - -	3 - 3	- - -	- - -	2 - 2	- - -	- - -	- - -										
13 ESPARGARO Pol [SPA]	8	202	1	- - -	- - -	- - -	- - -	- - -	- - -	- - -	- - -	4 - 4	4 4 -	- - -										



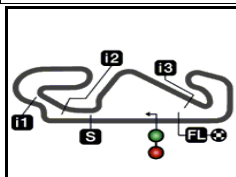
GRAN PREMI MONSTER ENERGY DE CATALUNYA

36

4657 m.

2023 Independent Team Classification

Rider	Points	Leader	Prev	POR	ARG	AME	SPA	FRA	ITA	GER	NED	GBR	AUT	CAT	RSM	IND	JPN	INA	AUS	THA	MAL	QAT	VAL	
14 SAVADORI Lorenzo [ITA]	4	206	4	-	-	-	-	4	-	-	-	-	-	-										
15 BRADL Stefan [GER]	3	207	1	-	-	-	-	-	-	-	3	-	-	-										



2023 Riders Performance

(Qualifying Position / Sprint Starting Position - Sprint Position / Race Starting Position - Race Position)

4657 m.

37

Rider	Points	POR	ARG	AME	SPA	FRA	ITA	GER	NED	GBR	AUT	CAT	RSM	IND	JPN	INA	AUS	THA	MAL	QAT	VAL	
1 BAGNAIA Francesco	260	2	3	1	5	1	1	1	2	4	1	1										
		2-1	3-6	1-1	5-2	1-3	1-1	1-2	2-2	4-14	1-1	1-2										
		2-1	3-16	1-NC	5-1	1-NC	1-1	1-2	2-1	4-2	1-1	-										
2 MARTIN Jorge	210	3	8	12	3	5	6	6	10	7	12	5										
		3-2	8-8	12-3	3-4	5-1	6-3	6-1	10-6	7-6	12-3	5-5										
		3-NC	8-5	12-NL	3-4	5-2	5-2	6-1	10-5	7-6	12-7	5-3										
3 BEZZECCHI Marco	189	8	2	5	13	7	7	5	1	1	7	10										
		8-NC	2-2	5-6	13-9	7-7	7-2	5-7	1-1	1-2	7-NC	10-8										
		7-3	2-1	5-6	13-NC	7-1	7-8	5-4	1-2	1-NC	7-3	10-12										
4 BINDER Brad	166	15	15	11	4	10	11	9	5	10	3	9										
		15-12	15-1	11-5	4-1	10-2	11-11	9-6	5-5	10-9	3-2	9-4										
		14-6	15-17	11-13	4-2	10-6	10-5	8-NC	5-4	10-3	3-2	9-NC										
5 ESPARGARO Aleix	154	12	9	6	1	11	8	10	6	12	11	2										
		12-6	9-NC	6-4	1-NC	11-8	8-8	10-9	6-4	12-5	11-7	2-1										
		11-9	9-15	6-NL	1-5	11-5	8-6	9-16	6-3	12-1	11-9	2-1										
6 ZARCO Johann	141	10	6	9	8	9	9	4	8	9	10	6										
		10-8	6-13	9-11	8-8	9-6	9-4	4-5	8-13	9-4	10-NC	6-7										
		9-4	6-2	9-7	8-NC	9-3	9-3	4-3	8-NC	9-9	10-13	6-4										
7 MARINI Luca	125	9	7	3	9	3	4	2	3	6	6	18										
		9-NC	7-3	3-7	9-10	3-4	4-5	2-4	3-10	6-11	6-NC	18-12										
		8-NC	7-8	3-2	9-6	3-NC	3-4	2-5	3-7	6-7	6-4	18-11										
8 VIÑALES Maverick	113	7	5	8	10	6	13	13	7	8	2	4										
		7-5	5-7	8-10	10-7	6-9	13-13	13-NC	7-7	8-3	2-8	4-3										
		6-2	5-12	8-4	10-NC	6-NC	12-12	12-NC	7-NC	8-5	2-6	4-2										
9 MILLER Jack	104	5	16	10	2	4	5	3	12	2	4	13										
		5-4	16-10	10-9	2-3	4-NC	5-6	3-3	12-11	2-7	4-5	13-16										
		5-7	16-6	10-NC	2-3	4-NC	4-7	3-6	12-NC	2-8	4-15	12-8										

NC=Not classified NL=Not finished first lap NP=Not started race re-start N2=Not finished first lap race re-start EX=Excluded NS=Not Started DS=Disqualified

These data/results cannot be reproduced, stored and/or transmitted in whole or in part by any manner of electronic, mechanical, photocopying, recording, broadcasting or otherwise now known or herein after developed without the previous express consent by the copyright owner, except for reproduction in daily press and regular printed publications on sale to the public within 60 days of the event related to those data/results and always provided that copyright symbol appears together as follows below.
© DORNA, 2023

Official MotoGP Timing by **TISSOT**
www.motogp.com



Rider	Points	POR	ARG	AME	SPA	FRA	ITA	GER	NED	GBR	AUT	CAT	RSM	IND	JPN	INA	AUS	THA	MAL	QAT	VAL	
10 MARQUEZ Alex	102	13	1	4	12	8	3	8	9	3	5	7										
		13-9	1-5	4-NC	12-NC	8-15	3-NL	8-8	9-9	3-1	5-4	7-10										
		12-5	1-3	4-NL	12-8	8-NC	6-NC	7-7	9-6	3-NC	5-5	7-6										
11 QUARTARARO Fabio	82	11	10	7	16	13	15	12	4	22	9	17										
		11-10	10-9	7-19	16-12	13-NC	15-10	12-13	4-3	22-21	9-15	17-18										
		10-8	10-7	7-3	16-10	13-7	14-11	11-13	4-NC	22-15	9-8	17-7										
12 MORBIDELLI Franco	67	17	4	14	14	17	14	17	15	11	15	16										
		17-14	4-4	14-14	14-16	17-13	14-16	17-15	15-15	11-15	15-9	16-15										
		16-14	4-4	14-8	14-11	17-10	13-10	16-12	15-9	11-14	14-11	16-14										
13 FERNANDEZ Augusto	58	19	17	20	21	12	21	15	21	5	22	19										
		19-NL	17-16	20-16	21-17	12-NC	21-20	15-14	21-14	5-8	22-17	19-17										
		18-13	17-11	20-10	21-13	12-4	20-15	14-11	20-10	5-11	22-14	19-9										
14 OLIVEIRA Miguel	55	4	-	15	7	-	18	16	11	16	8	3										
		4-7	-	15-8	7-5	-	18-12	16-16	11-19	16-10	8-NL	3-6										
		4-NC	-	15-5	-	-	17-NC	15-10	11-NC	16-4	8-NC	3-5										
15 RINS Alex	47	16	12	2	18	18	10	-	-	-	-	-										
		16-13	12-15	2-2	18-13	18-11	10-NC	-	-	-	-	-										
		15-10	12-9	2-1	18-NC	18-NC	-	-	-	-	-	-										
16 DI GIANNANTONIO Fabio	43	21	14	16	15	15	19	14	13	18	20	8										
		21-16	14-12	16-17	15-11	15-12	19-14	14-12	13-NC	18-12	20-11	8-13										
		20-NC	14-10	16-9	15-12	15-8	18-14	13-9	13-NC	18-13	20-17	8-10										
17 NAKAGAMI Takaaki	35	18	11	17	11	14	16	18	14	21	19	21										
		18-15	11-11	17-13	11-NC	14-10	16-17	18-17	14-12	21-20	19-NC	21-20										
		17-12	11-13	17-NC	11-9	14-9	15-13	17-14	14-8	21-16	19-18	21-15										
18 BASTIANINI Enea	25	6	-	-	24	-	12	11	18	13	14	11										
		6-NC	-	-	-	-	12-9	11-10	18-8	13-13	14-13	11-9										
		-	-	-	-	-	11-9	10-8	17-NC	13-NC	13-10	-										
19 MARQUEZ Marc	22	1	-	-	-	2	2	7	17	14	18	12										
		1-3	-	-	-	2-5	2-7	7-11	17-17	14-18	18-10	12-11										
		1-NC	-	-	-	2-NC	2-NC	-	-	14-NC	18-12	11-13										
20 FERNANDEZ Raul	14	20	13	19	17	-	20	19	16	20	17	15										
		20-11	13-14	19-15	17-14	-	20-19	19-18	16-18	20-19	17-14	15-14										
		19-NC	13-14	19-NC	17-15	-	19-17	18-15	16-12	20-10	17-NC	15-NC										

NC=Not classified NL=Not finished first lap NP=Not started race re-start N2=Not finished first lap race re-start EX=Excluded NS=Not Started DS=Disqualified

These data/results cannot be reproduced, stored and/or transmitted in whole or in part by any manner of electronic, mechanical, photocopying, recording, broadcasting or otherwise now known or herein after developed without the previous express consent by the copyright owner, except for reproduction in daily press and regular printed publications on sale to the public within 60 days of the event related to those data/results and always provided that copyright symbol appears together as follows below.
© DORNA, 2023

Official MotoGP Timing by **TISSOT**
www.motogp.com



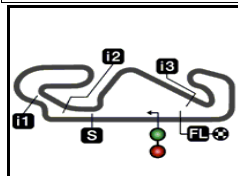
Rider	Points	POR	ARG	AME	SPA	FRA	ITA	GER	NED	GBR	AUT	CAT	RSM	IND	JPN	INA	AUS	THA	MAL	QAT	VAL	
21 PEDROSA Dani	13	-	-	-	6	-	-	-	-	-	-	-										
		-	-	-	6-6	-	-	-	-	-	-	-	-									
		-	-	-	6-7	-	-	-	-	-	-	-	-									
22 SAVADORI Lorenzo	9	-	-	-	-	20	22	-	19	-	23	-										
		-	-	-	-	20-17	22-18	-	19-16	-	23-NC	-										
		-	-	-	-	20-12	21-18	-	18-11	-	23-19	-										
23 FOLGER Jonas	9	-	-	22	22	21	23	20	23	-	-	-										
		-	-	22-20	22-19	21-NC	23-21	20-NC	23-21	-	-	-										
		-	-	22-12	22-17	21-13	22-19	19-17	22-14	-	-	-										
24 ESPARGARO Pol	8	22	-	-	-	-	-	-	-	15	13	14										
		-	-	-	-	-	-	-	-	-	15-16	13-6	14-NC									
		-	-	-	-	-	-	-	-	-	15-12	16-16	13-NC									
25 PIRRO Michele	5	-	-	18	-	-	17	-	-	-	-	-										
		-	-	18-NC	-	-	17-15	-	-	-	-	-	-									
		-	-	18-11	-	-	16-16	-	-	-	-	-	-									
26 MIR Joan	5	14	18	13	20	16	-	-	-	19	16	20										
		14-NL	18-NL	13-12	20-NC	16-14	-	-	-	19-17	16-12	20-21										
		13-11	-	13-NC	20-NC	16-NC	-	-	-	19-NC	15-NC	20-17										
27 PETRUCCI Danilo	5	-	-	-	-	19	-	-	-	-	-	-										
		-	-	-	-	19-16	-	-	-	-	-	-										
		-	-	-	-	19-11	-	-	-	-	-	-										
28 BRADL Stefan	5	-	-	21	19	-	-	-	20	-	-	-										
		-	-	21-18	19-15	-	-	-	20-22	-	-	-										
		-	-	21-NC	19-14	-	-	-	19-13	-	-	-										
29 LECUONA Iker	0	-	-	-	23	-	-	-	22	17	21	22										
		-	-	-	23-18	-	-	-	22-20	17-22	21-16	22-19										
		-	-	-	23-16	-	-	-	21-NC	17-17	21-20	22-16										

NC=Not classified NL=Not finished first lap NP=Not started race re-start N2=Not finished first lap race re-start EX=Excluded NS=Not Started DS=Disqualified

These data/results cannot be reproduced, stored and/or transmitted in whole or in part by any manner of electronic, mechanical, photocopying, recording, broadcasting or otherwise now known or herein after developed without the previous express consent by the copyright owner, except for reproduction in daily press and regular printed publications on sale to the public within 60 days of the event related to those data/results and always provided that copyright symbol appears together as follows below.
© DORNA, 2023

Official MotoGP Timing by **TISSOT**
www.motogp.com





4657 m.

GRAN PREMI MONSTER ENERGY DE CATALUNYA

Official Starting Grid

Race : 23 laps = 107.111 km



1	1 1'38.639 1 Francesco BAGNAIA Ducati	2 1'38.743 41 Aleix ESPARGARO Aprilia	3 1'38.748 88 Miguel OLIVEIRA Aprilia
2	4 1'38.772 12 Maverick VIÑALES Aprilia	5 1'38.797 89 Jorge MARTIN Ducati	6 1'38.858 5 Johann ZARCO Ducati
3	7 1'39.053 73 Alex MARQUEZ Ducati	8 1'39.054 49 Fabio DI GIANNANTONIO Ducati	9 1'39.057 33 Brad BINDER KTM
4	10 1'39.368 72 Marco BEZZECCHI Ducati	11 1'39.701 93 Marc MARQUEZ Honda	12 1'39.232 43 Jack MILLER KTM
5	13 1'39.330 44 Pol ESPARGARO KTM	14 1'39.575 23 Enea BASTIANINI Ducati	15 1'39.360 25 Raul FERNANDEZ Aprilia
6	16 1'39.452 21 Franco MORBIDELLI Yamaha	17 1'39.510 20 Fabio QUARTARARO Yamaha	18 1'39.573 10 Luca MARINI Ducati
7	19 1'39.794 37 Augusto FERNANDEZ KTM	20 1'40.214 36 Joan MIR Honda	21 1'40.388 30 Takaaki NAKAGAMI Honda
8	22 1'40.580 27 Iker LECUONA Honda		

FIM MotoGP Stewards grid penalty for rider #23

The results are provisional until the end of the limit for protest and appeals and until the ratification of the Event Management Committee.

Time limit for protest expires 60' at the latest after publication of the results - Time:

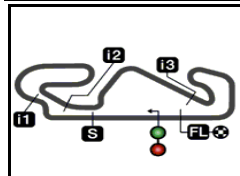
These data/results cannot be reproduced, stored and/or transmitted in whole or in part by any manner of electronic, mechanical, photocopying, recording, broadcasting or otherwise now known or herein after developed without the previous express consent of the copyright owner, except for reproduction in daily press and regular printed publications on sale to the public within 60 days of the event related to those data/results and always provided that copyright symbol appears together as follows below.

© DORNA, 2023

Official MotoGP Timing by TISSOT
www.motogp.com

Barcelona, Sunday, September 03, 2023





4657 m.

GRAN PREMI MONSTER ENERGY DE CATALUNYA**Race****Top Speed & Average**

<i>Rider</i>	<i>Nation</i>	<i>Motorcycle</i>	<i>Top 5 speeds</i>					<i>Average</i>	<i>Top</i>
43 Jack MILLER	AUS	KTM	355.2	351.7	351.7	350.6	349.5	351.7	355.2
72 Marco BEZZECCHI	ITA	DUCATI	355.2	352.9	351.7	351.7	350.6	352.1	355.2
10 Luca MARINI	ITA	DUCATI	354.0	351.7	351.7	351.7	350.6	351.9	354.0
41 Aleix ESPARGARO	SPA	APRILIA	354.0	352.9	352.9	352.9	351.7	352.5	354.0
5 Johann ZARCO	FRA	DUCATI	351.7	348.3	348.3	347.2	347.2	348.5	351.7
12 Maverick VIÑALES	SPA	APRILIA	351.7	351.7	350.6	350.6	350.6	350.8	351.7
73 Alex MARQUEZ	SPA	DUCATI	351.7	350.6	350.6	349.5	348.3	349.3	351.7
20 Fabio QUARTARARO	FRA	YAMAHA	350.6	350.6	348.3	348.3	348.3	349.0	350.6
36 Joan MIR	SPA	HONDA	350.6	349.5	348.3	348.3	348.3	349.0	350.6
89 Jorge MARTIN	SPA	DUCATI	350.6	349.5	349.5	349.5	348.3	348.8	350.6
21 Franco MORBIDELLI	ITA	YAMAHA	349.5	347.2	347.2	347.2	346.1	347.4	349.5
37 Augusto FERNANDEZ	SPA	KTM	349.5	342.8	341.7	340.6	339.6	342.3	349.5
88 Miguel OLIVEIRA	POR	APRILIA	349.5	349.5	348.3	346.1	346.1	347.9	349.5
93 Marc MARQUEZ	SPA	HONDA	349.5	349.5	348.3	347.2	346.1	348.1	349.5
33 Brad BINDER	RSA	KTM	348.3	336.4	335.4	300.8		330.2	348.3
27 Iker LECUONA	SPA	HONDA	347.2	347.2	347.2	346.1	345.0	346.1	347.2
49 Fabio DI GIANNANTONIO	ITA	DUCATI	347.2	346.1	346.1	345.0	345.0	345.9	347.2
30 Takaaki NAKAGAMI	JPN	HONDA	346.1	343.9	343.9	343.9	342.8	344.1	346.1
25 Raul FERNANDEZ	SPA	APRILIA	342.8	339.6	338.5	337.5	334.3	338.5	342.8
44 PoI ESPARGARO	SPA	KTM	238.4					238.4	238.4

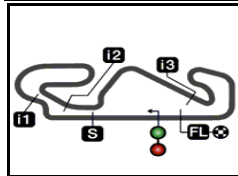
These data/results cannot be reproduced, stored and/or transmitted in whole or in part by any manner of electronic, mechanical, photocopying, recording, broadcasting or otherwise now known or herein after developed without the previous express consent by the copyright owner, except for reproduction in daily press and regular printed publications on sale to the public within 60 days of the event related to those data/results and always provided that copyright symbol appears together as follows below.

© DORNA, 2023

Official MotoGP Timing by **TISSOT**
www.motogp.com




Barcelona, Sunday, September 03, 2023



4657 m.

GRAN PREMI MONSTER ENERGY DE CATALUNYA**Race****Fastest Laps Sequence**

<i>Lap</i>	<i>Race Time</i>	 <i>Rider</i>	<i>Nation</i>	<i>Motorcycle</i>	<i>Time</i>	<i>Km/h</i>	<i>Riders's Lap</i>
2	3'24.866	12 Maverick VIÑALES	SPA	APRILIA	1'40.676	166.5	2
2	3'25.331	41 Aleix ESPARGARO	SPA	APRILIA	1'40.610	166.6	2
2	3'25.497	88 Miguel OLIVEIRA	POR	APRILIA	1'40.524	166.7	2
3	5'05.209	12 Maverick VIÑALES	SPA	APRILIA	1'40.343	167.0	3

These data/results cannot be reproduced, stored and/or transmitted in whole or in part by any manner of electronic, mechanical, photocopying, recording, broadcasting or otherwise now known or herein after developed without the previous express consent by the copyright owner, except for reproduction in daily press and regular printed publications on sale to the public within 60 days of the event related to those data/results and always provided that copyright symbol appears together as follows below.

© DORNA, 2023

Official MotoGP Timing by **TISSOT**
www.motogp.com

Barcelona, Sunday, September 03, 2023

